



irritec[®]
don't wait for rain[®]

Residential Irrigation Catalogue



Through its direct presence and widespread international sales network, Irritec[®] supports retailers and installers around the world, assisting them in the choice, design, installation and use of the most appropriate irrigation systems.



Fresno
USA

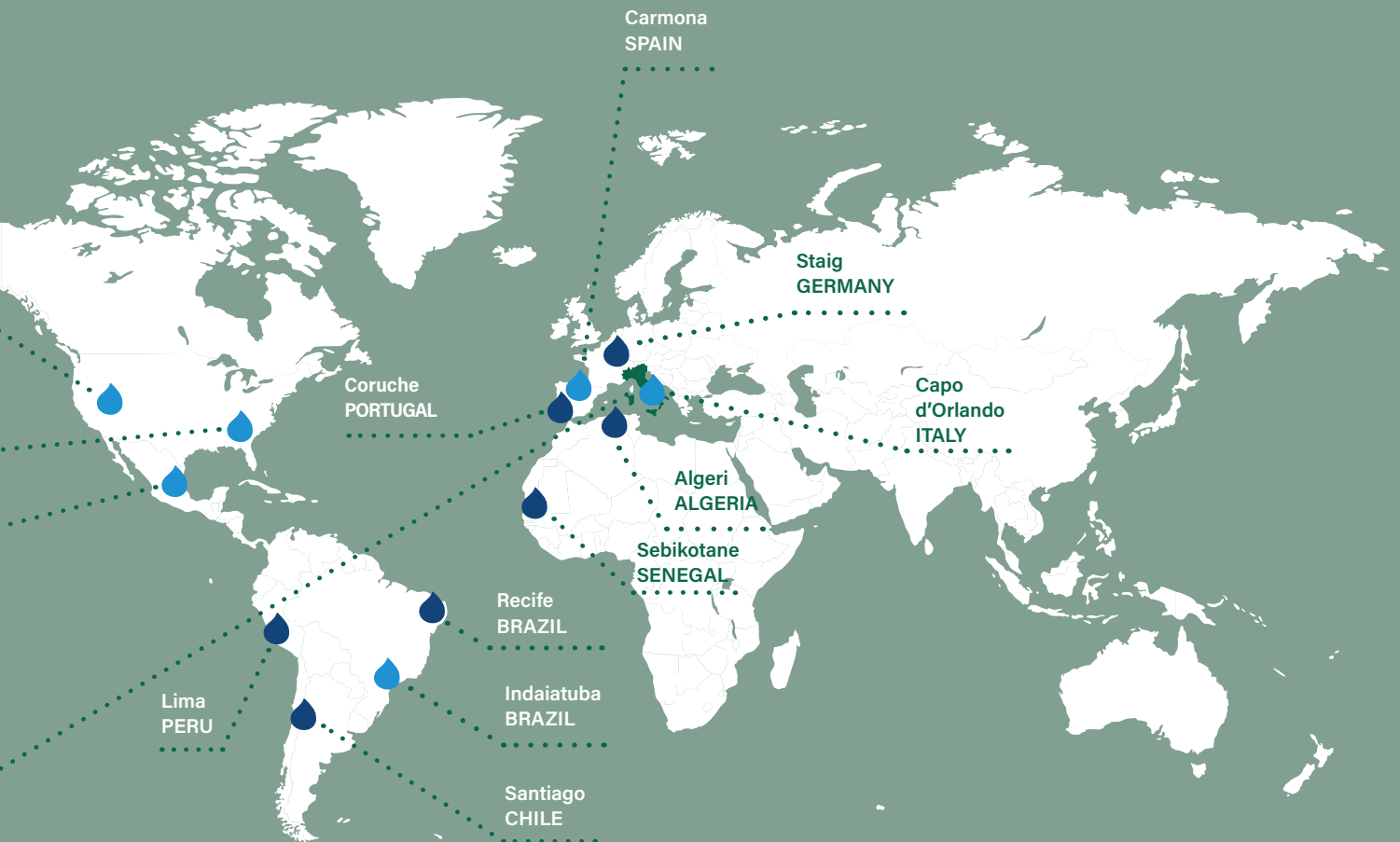
Valdosta
USA

Querétaro
MEXICO

 PRODUCTION AND SALES SITES

 SALES OFFICES

 LOGISTICS CENTRES



since

1974



*A global brand
established in Sicily*

16



*Production and
sales sites*

+100



*Countries
in the world*

>950



*Professionals
worldwide*

We want to make life easier for people who care for plants, for their work and as their passion. We aim to ensure that every drop is put to the best possible use, minimising the ecological footprint and waste of resources

Contents

Dripline

- 08 **Irritec**® Multibar™ C • Multibar™ F • Tandem® • Junior™ • D5™ • Minidrip®

Light dripline

- 11 **Irritec**® Dripline P1® (8 mil) • Dripline P5® (10 mil) • Dripline P5® (8 mil) • IrritecTape™ dripline (6 mil) • Dripline IrritecTape™ (8 mil)

Solenoid valves

- 12 **Irritec**® VTN • VPN • VBN • VLN • VSN
15 **Baccara** G75S • G75S (mini) • G75PR

Battery operated programmers

- 16 **Irritec**® GTP • GT1 • Greentimer BT • Greentimer PRO • Greentimer PRO accessories
18 **Orbit**® HRC-980
19 **Baccara** G75C battery operated 1-station • II.RI battery operated 1-station • G75Cx battery operated multi-station

Mains operated programmers

- 21 **Orbit**® HRC-100-C with internal transformer • HRC-150 with internal transformer
22 **Orbit**® • **B-hyve** B-hyve with external transformer • B-hyve XR with internal transformer • B-hyve tap attachment with Hub • B-hyve flood sensor
24 **Orbit**® B-hyve with internal transformer • HRC-050 with external transformer

Sensors and drainage valves

- 25 **Orbit**® 57000 • 51039

Clamp saddles and flags

- 26 **Irritec**® VS • BAN

Clamp saddle

- 27 **Hydro-Rain**® • **Irritec**® BL

Body and piston extensions

- 28 **Irritec**® KUT • FAP and KLIFT

Extensions and offtakes for pop-up

- 29 **Irritec**® PRR • GFP • MFP • RFP • TFP • PRS • TPP • GPP

Manifolds

- 31 **Irritec**® 407-419-420-421-432-431-426-427-433 • 434-435-436 • 425-428

Valve boxes

- 32 **Irritec**® PSZ • PCZ • POZ • EST • PVM

Impact sprinklers

- 35 **Irritec**® P23 • P27 • ASP • Hydra • Funny and K1 • Duplex • 777 • 778 • 779 • 780F

Self-propelled trolley

- 38 **Irritec**® R3T

Pressure regulators

- 39 **Irritec**® PRLG 3/4" • PSR 2 3/4" • PMRMF 1" • PRHF 1 1/4" • PRU 2"

Microirrigation Easy Pack

- 41 Adjustable mini-nozzles • Adjustable dripper 5 and 8 jets • Adjustable vortex • Adjustable dripper • Inverted roto jet • Adjustable roto jet • Micro spray • Adjustable spray jet • Adjustable spray jet on spike • Adjustable mist • Insert couplings • Ratchet clamps • Adapters • Rods and spikes • Key punch • Self-locking fittings • Microvalves • Valves • Pressure regulators

Plastic Y filters

- 48 **Irritec**® YDV • YDV Swivel • YEV • YEV Swivel

- 49 **Irritec**® YFV • YGF

Micropipe

- 50 **Micropipe** Irritec micropipe PE PEM • Irritec micropipe PVC 200

Fittings

- 51 **Connecto**™ Plus

- 52 **Connecto**™

- 53 **Irritec**® 103 - Simple clamp saddles • 105 - Simple clamp saddle with reinforcing ring • Couplings with nut Series 800 • Hose couplings Series 600 • Tape and P1 couplings and valves • Hose couplings Series 830

Cylinder valves - Series "V"

- 56 **Irritec**® Cylinder valves Series "V"

Fittings

- 57 **Irritec**® Threaded fittings in PP

Air release valves and hydrant sockets

- 58 **Irritec**® Air release valves • Mini-hydrants

Tap and ball valve

- 59 **Irritec**® VSD • V50 and V52

Tools

- 60 **Irritec**® Standard pipe cutter • Tube cutter for small diameters • Professional pipe cutters • Drip-clip for dripper installation

Drip irrigation kit

- 61 **Irritec**® Veggie-Garden Kit • Terrace Kit • Balcony Kit • Display palbox

Tubes in HD polyethylene

- 64 **Genlene**® HD100 PEHD - SDR 17 - PN10 • PEHD - SDR 11 - PN16

Irritec® HD100 SDR 17 - PN10

LD polyethylene tubes

- 65 **Irritec**® BD PEBD PN4 - PEBD PN6

- 65 **Irritec**® Gpipe-Irripipe PEBD PN4 - PEBD PN6

- 66 **Certifications**

- 67 **Notes**

Hunter line®

Request the original catalogue

Rain Bird line®

Request the original catalogue



Catalogue

MISSION: water is the planet's most precious asset, it is everyone's duty to preserve it. Irritec[®] manufactures and distributes products for the residential, sports, agricultural and municipal sectors. Irrigation efficiency, innovation and sustainability form the Irritec[®] mission, starting from production, through product selection and design to the proposal of ad hoc system solutions.

QUALITY AND CERTIFICATIONS: Irritec[®], a UNI EN ISO 9001:2015 certified company, manufactures high-quality products compliant with the strictest regulatory requirements in our various countries.

LOGISTICS: through the different international logistics hubs, Irritec[®] guarantees an effective product distribution network worldwide.

TECHNICAL GARDENING SERVICE: Irritec[®] has a technical office dedicated to pre- and post-sales service. The specialist team uses professional design software to analyse customer needs and offer the most suitable solutions, respecting water

and energy savings.

TRAINING AND DOCUMENTATION: Irritec[®] supplies customers with complete and accurate know-how, disseminating a culture of maximum plant yield and minimum water consumption. This is arranged through seminars, conferences, courses and meetings.

MARKETING SUPPORT: Irritec[®] supports the sales stage by presenting its products at major national and international trade fairs, partnering with specialist sector publications and publishing specific documentation for each product line.

OUR PARTNERS: Irritec[®] makes use of important strategic partners, carefully choosing high-end product brands so as to guarantee quality and efficient gardening market performance.

Hunter[®]


HYDRO·RAIN[®]
Built for Speed[®]

Orbit[®]

b·hyve

RAIN·BIRD[®]

BACCARA[®]
Pneumatics, Automation & Control Solutions





Dripline | Irritec®



Multibar™ C

Ref. black	Ref. brown	Ø mm	Flow rate	Spacing	Reel
FAMA440302D	FAMA440302DM	16	2.1 lph	30 cm	25 m
FAMA440332D	FAMA440332DM	16	2.1 lph	33 cm	25 m
FAMA440334D	FAMA440334DM	16	3.8 lph	33 cm	25 m
FAMA440402D	FAMA440402DM	16	2.1 lph	40 cm	25 m
FAMA440302E	FAMA440302EM	16	2.1 lph	30 cm	50 m
FAMA440332E	FAMA440332EM	16	2.1 lph	33 cm	50 m
FAMA440334E	FAMA440334EM	16	3.8 lph	33 cm	50 m
FAMA440402E	FAMA440402EM	16	2.1 lph	40 cm	50 m
FAMA440302F	FAMA440302FM	16	2.1 lph	30 cm	100 m
FAMA440332F	FAMA440332FM	16	2.1 lph	33 cm	100 m
FAMA440334F	FAMA440334FM	16	3.8 lph	33 cm	100 m
FAMA440402F	FAMA440402FM	16	2.1 lph	40 cm	100 m

The Multibar™ C pressure compensating dripline with cylindrical dripper pre-inserted at extrusion phase is particularly suited to irrigating extensive flowerbeds, steeply sloping areas, hedges and trees in general. The simple operation reduces maintenance to a minimum; furthermore, the low visual impact (often used under mulch) means it is less likely to be seen and vandalised. The localised distribution of the drops avoids streaming water, a potential cause of damage to vehicles and pedestrians. The pressure compensating dripper with its silicone membrane ensures a constant flow rate even when pressure varies, and is equipped with a self-cleaning system to guarantee a long product life. The Irritec® quality system, ISO 9001, applying the control processes in all production phases, guarantees high-standard product quality. The Multibar™ C dripline is Kiwa certified and meets international standard ISO 9261.

Functions and technical specifications


- Operating pressure from 0.5 to 4.0 bar
- Dripper nominal flow rate 2.1 and 3.8 litres per hour
- External diameter of the pipe 16 mm, wall thickness 1.1 mm
- 155 mesh filtration is recommended
- The pressure compensating system of the dripper is ensured by a silicone membrane that maintains a constant flow rate when the operating pressure changes.
- 35 mm cylindrical dripper with integrated filter
- Available in black and brown
- Reel lengths: 25 m - 50 m - 100 m

Recommended length in metres based on operating pressure

		Multibar™ C 16 mm							
		2.10				3.80			
Flow rate LPH									
Pressure in bar		1.0	2.0	3.0	4.0	1.0	2.0	3.0	4.0
Spacing 30-33 cm		62	92	111	125	42	63	76	85
Spacing 40 cm		40	119	143	161	54	81	97	110

Pressure-flow rate ratio

Nominal diameter	Nominal flow rate	Pressure (bar)							
		0.5	1	1.5	2	2.5	3	3.5	4
mm	LPH								
16	2.10	2.05	2.12	2.12	2.10	2.10	2.09	2.08	2.06
	3.80	3.70	3.84	3.85	3.92	3.94	3.92	3.88	3.81



Multibar™ F

Ref.	Ø mm	Flow rate	Spacing	Reel
FAPA350302D	16	2.1 lph	30 cm	25 m
FAPA350332D	16	2.1 lph	33 cm	25 m
FAPA350334D	16	3.8 lph	33 cm	25 m
FAPA350402D	16	2.1 lph	40 cm	25 m
FAPA350302E	16	2.1 lph	30 cm	50 m
FAPA350332E	16	2.1 lph	33 cm	50 m
FAPA350334E	16	3.8 lph	33 cm	50 m
FAPA350402E	16	2.1 lph	40 cm	50 m
FAPA350302F	16	2.1 lph	30 cm	100 m
FAPA350332F	16	2.1 lph	33 cm	100 m
FAPA350334F	16	3.8 lph	33 cm	100 m
FAPA350402F	16	2.1 lph	40 cm	100 m

The Multibar™ F pressure compensating dripline with flat dripper pre-inserted at extrusion phase is particularly suited to irrigating extensive flowerbeds, steeply sloping areas, hedges and trees in general. The simple operation reduces maintenance to a minimum; furthermore, the low visual impact (often used under mulch) means it is less likely to be seen and vandalised. The localised distribution of the drops avoids streaming water, a potential cause of damage to vehicles and pedestrians. The pressure compensating dripper with its silicone membrane ensures a constant flow rate even when pressure varies, and is equipped with a self-cleaning system to guarantee a long product life. The Irritec® quality system, ISO 9001, applying the control processes in all production phases, guarantees high-standard product quality. The Multibar™ F is Kiwa certified and meets international standard ISO 9261.

Functions and technical specifications

- Operating pressure from 0.5 to 3.0 bar
- Dripper nominal flow rate 2.1 and 3.8 litres per hour
- External diameter of the pipe 16 mm, wall thickness 0.9 mm
- 155 mesh filtration is recommended
- The pressure compensating system of the dripper is ensured by a silicone membrane that maintains a constant flow rate when the operating pressure changes.
- Flat dripper with integrated filter
- Available in black; brown available on request
- Reel lengths: 25 m - 50 m - 100 m


Recommended length in metres based on operating pressure

		Multibar™ F 16 mm					
		2.10			3.80		
Flow rate LPH							
Pressure in bar		1.0	2.0	3.0	1.0	2.0	3.0
Spacing 30-33 cm		67	99	119	46	68	82
Spacing 40 cm		86	127	152	59	87	104

Pressure-flow rate ratio

Nominal diameter	Nominal flow rate	Pressure (bar)					
		0.7	1	1.5	2	2.5	3
mm	LPH						
16	2.10	2.0	2.15	2.05	2.1	2.15	2.12
	3.80	3.7	3.8	3.78	3.85	3.9	3.9

Dripline | Irritec®



Tandem®

Ref. black	Ref. brown	Ø mm	Flow rate	Spacing	Reel
FATA440202D	-	16	2.1 lph	20 cm	25 m
FATA440302D	FATA440302DM	16	2.1 lph	30 cm	25 m
FATA440332D	FATA440332DM	16	2.1 lph	33 cm	25 m
FATA440334D	FATA440334DM	16	4.0 lph	33 cm	25 m
FATA440402D	FATA440402DM	16	2.1 lph	40 cm	25 m
FATA440202E	-	16	2.1 lph	20 cm	50 m
FATA440302E	FATA440302EM	16	2.1 lph	30 cm	50 m
FATA440332E	FATA440332EM	16	2.1 lph	33 cm	50 m
FATA440334E	FATA440334EM	16	4.0 lph	33 cm	50 m
FATA440402E	FATA440402EM	16	2.1 lph	40 cm	50 m
FATA440202F	-	16	2.1 lph	20 cm	100 m
FATA440302F	FATA440302FM	16	2.1 lph	30 cm	100 m
FATA440332F	FATA440332FM	16	2.1 lph	33 cm	100 m
FATA440334F	FATA440334FM	16	4.0 lph	33 cm	100 m
FATA440402F	FATA440402FM	16	2.1 lph	40 cm	100 m

The Tandem® dripline with cylindrical dripper pre-inserted at extrusion phase is particularly suited to irrigating flowerbeds, hedges and trees in general. The simple operation reduces maintenance to a minimum; furthermore, the low visual impact (often used under mulch) means it is less likely to be seen and vandalised. The localised distribution of the drops avoids streaming water, a potential cause of damage to vehicles and pedestrians. Due to its special design, the 70 mm dripper with turbulent flow labyrinth reduces sedimentation to a minimum, ensuring a long product life. The Irritec® quality system, ISO 9001, through the control processes applied in all production phases, guarantees high-standard product quality. The Tandem® dripline is Kiwa certified and meets international standard ISO 9261.

Technical Specifications


- Operating pressure from 0.5 to 4.0 bar
- Dripper nominal flow rate 2.1 and 4.0 litres per hour
- External diameter of the pipe 16 mm, wall thickness 1.1 mm
- Recommended filtration: 2.1 lph 120 mesh - 4.0 lph 100 mesh
- Turbulent flow dripper that reduces sedimentation, limiting the risk of clogging
- 70 mm cylindrical dripper with integrated filter
- Available in black and brown
- Reel lengths: 25 m - 50 m - 100 m

Recommended lengths in metres, based on EU

Tandem® 16 mm				
Flow rate LPH	2.10		4.00	
EU %	90	85	90	85
Spacing 20 cm	54	67	37	45
Spacing 30-33 cm	75	93	51	63
Spacing 40 cm	94	116	64	79

Pressure-flow rate ratio

Nominal diameter	Nominal flow rate 1 bar	Pressure (bar)				
		1	1.5	2	2.5	3
mm	LPH	1	1.5	2	2.5	3
16	2.10	2.10	2.60	3.00	3.40	3.70
	4.00	4.05	4.90	5.70	6.30	6.90



Junior®

Ref.	Ø mm	Flow rate	Spacing	Reel
FAJA440302D	16	2.1 lph	30 cm	25 m
FAJA440332D	16	2.1 lph	33 cm	25 m
FAJA440334D	16	3.6 lph	33 cm	25 m
FAJA440402D	16	2.1 lph	40 cm	25 m
FAJA440302E	16	2.1 lph	30 cm	50 m
FAJA440332E	16	2.1 lph	33 cm	50 m
FAJA440334E	16	3.6 lph	33 cm	50 m
FAJA440402E	16	2.1 lph	40 cm	50 m
FAJA440302F	16	2.1 lph	30 cm	100 m
FAJA440332F	16	2.1 lph	33 cm	100 m
FAJA440334F	16	3.6 lph	33 cm	100 m
FAJA440402F	16	2.1 lph	40 cm	100 m

The Junior® dripline with cylindrical dripper pre-inserted at extrusion phase is particularly suited to irrigating flowerbeds, hedges and trees in general. The simple operation reduces maintenance to a minimum; furthermore, the low visual impact (often used under mulch) means it is less likely to be seen and vandalised. The localised distribution of the drops avoids streaming water, a potential cause of damage to vehicles and pedestrians. Due to its special design, the 35 mm dripper with turbulent flow labyrinth reduces sedimentation to a minimum, ensuring a long product life. The Irritec® quality system, ISO 9001, through the control processes applied in all production phases, guarantees high-standard product quality. The Junior® dripline is Kiwa certified and meets international standard ISO 9261.

Technical Specifications

- Operating pressure from 0.5 to 4.0 bar
- Dripper nominal flow rate 2.1 and 3.6 litres per hour
- External diameter of the pipe 16 mm, wall thickness 1.1 mm
- 120 mesh filtration is recommended
- Turbulent flow dripper that reduces sedimentation, limiting the risk of clogging
- 35 mm cylindrical dripper with integrated filter
- Available in black; brown available on request
- Reel lengths: 25 m - 50 m - 100 m


Recommended lengths in metres, based on EU

Junior™ 16 mm				
Flow rate LPH	2.10		3.60	
EU %	90	85	90	85
Spacing 30-33 cm	91	112	64	79
Spacing 40 cm	110	136	78	96

Pressure-flow rate ratio

Nominal diameter	Nominal flow rate	Pressure (bar)					
		0.5	1	1.5	2	2.5	3
mm	LPH	0.5	1	1.5	2	2.5	3
16	2.10	1.42	1.98	2.47	2.95	3.30	3.63
	3.60	2.55	3.51	4.27	4.92	5.50	6.05

Dripline | Irritec®



D5™

Ref.	Ø mm	Flow rate	Spacing	Reel
FAFA350302D	16	2.1 lph	30 cm	25 m
FAFA350332D	16	2.1 lph	33 cm	25 m
FAFA350402D	16	2.1 lph	40 cm	25 m
FAFA350302E	16	2.1 lph	30 cm	50 m
FAFA350332E	16	2.1 lph	33 cm	50 m
FAFA350402E	16	2.1 lph	40 cm	50 m
FAFA350302F	16	2.1 lph	30 cm	100 m
FAFA350332F	16	2.1 lph	33 cm	100 m
FAFA350402F	16	2.1 lph	40 cm	100 m

The D5™ dripline with flat dripper pre-inserted at extrusion phase is particularly suited to irrigating flowerbeds, hedges and trees in general. The simple operation reduces maintenance to a minimum; furthermore, the low visual impact (often used under mulch) means it is less likely to be seen and vandalised. The localised distribution of the drops avoids streaming water, a potential cause of damage to vehicles and pedestrians. Due to its special design, the 50 mm dripper with turbulent flow labyrinth reduces sedimentation to a minimum, ensuring a long product life. The Irritec® quality system, ISO 9001, through the control processes applied in all production phases, guarantees high-standard product quality. The D5™ dripline is Kiwa certified and meets international standard ISO 9261.

Technical Specifications

- Operating pressure from 0.5 to 3.0 bar
- Dripper nominal flow rate 2.1 litres per hour
- External diameter of the pipe 16 mm, wall thickness 0.9 mm
- 120 mesh filtration is recommended
- Turbulent flow dripper that reduces sedimentation, limiting the risk of clogging
- 50 mm flat dripper with integrated filter
- Available in black; brown available on request
- Reel lengths: 25 m - 50 m - 100 m

Recommended length in metres based on operating pressure

D5™ 16 mm		
Flow rate LPH	2.10	
EU %	90	85
Spacing 30-33 cm	91	113
Spacing 40 cm	110	136

Pressure-flow rate ratio

Nominal flow rate	Pressure (bar)					
LPH at 1.0 bar / 14.5 psi	0.5	0.7	1.0	1.2	1.5	2.0
2.10	1.50	1.75	2.09	2.34	2.68	3.10



Minidrip®

Ref.	Ø mm	Flow rate	Spacing	Reel
FALC300151B	6.5	1.5 LPH	15 cm	15 m
FALC300301B	6.5	1.5 LPH	30 cm	15 m

The Minidrip® dripline with cylindrical dripper pre-inserted at extrusion phase is particularly suited to irrigating small flowerbeds, planters, hedges and trees in general. The reduced dimensions (only 6 mm in diameter) and the high flexibility allow their use also in small spaces. Its simple operation reduces maintenance to a minimum. The localised distribution of the drops avoids streaming water, a potential cause of damage to vehicles and pedestrians. Due to its special design, the dripper with turbulent flow labyrinth reduces sedimentation to a minimum, ensuring a long product life. The Irritec® quality system, ISO 9001, through the control processes applied in all production phases, guarantees high-standard product quality. The Minidrip® dripline is Kiwa certified and meets international standard ISO 9261.

Technical Specifications

- Operating pressure from 0.2 to 2.5 bar
- Dripper nominal flow rate 1.5 litres per hour
- External diameter of the pipe 6.6 mm
- Tube wall thickness 0.8 mm
- Line length up to 24 metres
- 120 mesh filtration is recommended
- The Minidrip® dripline has a turbulent flow labyrinth capable of reducing the internal accumulation of sediment, limiting the risk of clogging.
- The dripper has an integrated double intake filter that helps to reduce the risk of clogging.
- Available in black; brown available on request
- 15 m reels

Recommended length in metres based on emission uniformity and the slope of the land

Minidrip® 6 mm				
Pi	Qi	EU %	Spacing cm	
bar	LPH		15	30
1	1.4	95	15	20
		85	18	24

Pressure-flow rate ratio

bar	0.2	0.4	0.6	0.8	1	1.2	1.4	1.6
LPH	0.6	0.9	1.1	1.3	1.4	1.6	1.7	1.8

Light dripline | Irritec®



Dripline P1® (8 mil)

Ref.	Ø	Flow rate	Spacing	Reel
FNFI080201F	16 mm	1.5 LPH	20 cm	100 m
FNFI080202F	16 mm	2.1 lph	20 cm	100 m
FNFI080301F	16 mm	1.5 LPH	30 cm	100 m
FNFI080302F	16 mm	2.1 lph	30 cm	100 m

Dripline P5™ (10 mil)

Ref.	Ø	Flow rate	Spacing	Reel
FNPC1002014	16 mm	1.5 LPH	20 cm	220 m
FNPC1002024	16 mm	2.1 lph	20 cm	220 m
FNPC1002514	16 mm	3.8 lph	25 cm	220 m
FNPC1003014	16 mm	1.5 LPH	30 cm	220 m
FNPC1003024	16 mm	2.1 lph	30 cm	220 m

Dripline P5™ (8 mil)

Ref.	Ø	Flow rate	Spacing	Reel
FNPC080201I	16 mm	1.5 LPH	20 cm	250 m
FNPC080202I	16 mm	2.1 lph	20 cm	250 m
FNPC080251I	16 mm	1.5 LPH	25 cm	250 m
FNPC080252I	16 mm	2.1 lph	25 cm	250 m
FNPC080300I	16 mm	1.1 lph	30 cm	250 m
FNPC080301I	16 mm	1.5 LPH	30 cm	250 m
FNPC080302I	16 mm	2.1 lph	30 cm	250 m

The P1® and P5™ are light driplines with a flat dripper, perfect for irrigating flower beds, shrubs and small plants in general. It has state-of-the-art features and meets the highest ISO 9261 quality standards. The P1® and P5™ light driplines are Kiwa certified and meets international standard ISO 9261.

Technical Specifications

- Operating pressure 8 mil max 0.9 bar - 10 mil max 1.1 bar
- Dripper flow rate 1.5 - 2.1 - 3.8 lph
- 155 mesh filtration is recommended
- The special design of the labyrinth reduces sensitivity to pressure and increases the self-cleaning effect due to the higher degree of turbulence that is developed
- Flat dripper, just 2 mm thick and welded to the internal wall of the pipe, with near zero head loss

Recommended length in metres based on operating pressure

P1® 16 mm				
Flow rate LPH	1.5		2.1	
EU %	90	85	90	85
Spacing 20 - 25 cm	117	144	96	124
Spacing 30 cm	151	186	124	154

Pressure-flow rate ratio

Nominal diameter	Nominal flow rate	Pressure (bar)		
		0.5	0.7	1.0
16 mm	LPH			
	1.5	1.0	1.20	1.50
	2.1	1.5	1.75	2.09



Dripline IrritecTape™ (6 mil)

Ref.	Ø	Flow rate	Spacing	Reel
FN150610H1S	16 mm	1.2 lph	10 cm	300 m
FN15062040S	16 mm	0.9 lph	20 cm	300 m
FN15062053S	16 mm	1.2 lph	20 cm	300 m

Dripline IrritecTape™ (8 mil)

Ref.	Ø	Flow rate	Spacing	Reel
FN150810H1S	16 mm	1.2 lph	10 cm	250 m
FN15082040S	16 mm	0.9 lph	20 cm	250 m

IrritecTape™ is a light continuous-labyrinth dripline which is ideal in cases of narrow spacing. The reduced distance between drip points and the low flow rate guarantee an excellent yield even in very sandy soils. IrritecTape™ is Kiwa certified and meets international standard ISO 9261.

Technical Specifications

- Operating pressure max 0.7
- Dripper flow rate 0.9 - 1.2 lph
- 120 mesh filtration is recommended
- Special turbulent flow labyrinth form
- The extended filtering surface protects against clogging
- Possibility of creating considerable line lengths

Recommended length in metres based on operating pressure

IrritecTape™ 16 mm		
Flow rate LPH	1.2	
EU %	90	85
Spacing 10 cm	75	91
Spacing 20 cm	117	144

Pressure-flow rate ratio

Flow rate diameter	Nominal flow rate	Pressure (bar)				
		to 0.7 bar	to 0.55 bar	0.25	0.40	0.55
0.90 lph	0.80 lph	0.55	0.69	0.80	0.90	
1.20 lph	1.07 lph	0.75	0.92	1.07	1.20	

Solenoid valves | Irritec®



VTN

Ref.	Size	Couplings	Voltage
IAVTN100C14	1"	1" F nut x 1" M x 1" F nut	24 VAC
IAVTN100C19G	1"	1" F nut x 1" M x 1" F nut	9 VDC latch

The VTN series valves combine the reliability of the VPN series and its one-of-a-kind innovation. VTN is a "feed-in" solenoid valve hooked directly to the manifold, without the need for other couplings and fittings, by simply screwing them by hand one after the next through the 1" F swivel nut and the 1" M thread. The solenoid valve's outlet has a 1" F swivel nut to which a compression coupling has to be fitted to link the sector pipe. In short, it is like having a manifold already integrated into the solenoid valve, which speeds up installation by guaranteeing a compact manifold through which the compression couplings can also be concentrated in the well on exit from the solenoid valves, allowing easy and convenient maintenance when necessary. No more bulky manifolds! Today, with VTN, everything is faster and easier: combining the PSZ series wells with the pre-cut outlets, the technical space is ready in just a few simple steps. It is possible to assemble an array of a high number of solenoid valves, but we recommend linking an array of max 24 solenoid valves to the manifold.

Technical Specifications

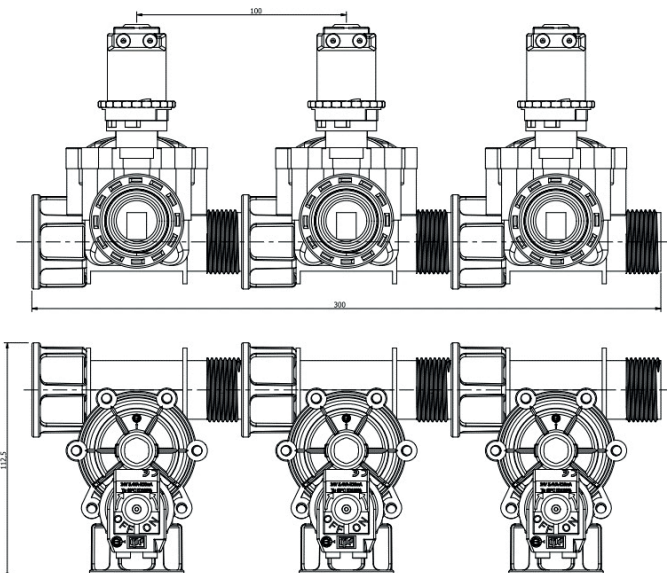
- Polyamide valve body - 30% fibre glass
- NBR membrane (Buna-N)
- 2 1" swivel nuts in polypropylene
- With flow regulator
- Operating pressure from 0.5 to 10 bar
- Max fluid temperature 60°C
- Installation in any position
- Manual opening 45° rotation of solenoid valve
- Sealed solenoid valve IP 67
- Inrush/fully operational absorption 330-210 mA
- Stainless steel core
- WRAS approval

Dimensions

Connection	Height	Length	Width
-	mm	mm	mm
	126.35	112.5	100

Head loss diagram in bar

Flow rate	Connection
lpm	1"
25	0.17
40	0.34
60	0.5
70	0.67
85	0.84
95	1



Solenoid valves | Irritec®



VPN

Ref.	Size	Couplings	Voltage
IAVPN050F14	1/2"	F/F	24 VAC
IAVPN075F14	3/4"	F/F	24 VAC
IAVPN075M14	3/4"	M/M	24 VAC
IAVPN100M14	1"	M/M	24 VAC
IAVPN100F14	1"	F/F	24 VAC
IAVPN120F14	1 1/4"	F/F	24 VAC
IAVPN150F14	1 1/2"	F/F	24 VAC
IAVPN200F14	2"	F/F	24 VAC
IAVPN300M14	3"	M/M	24 VAC
IAVPN100M19G	1"	M/M	9 VDC latch
IAVPN100F19G	1"	F/F	9 VDC latch

The VPN series valves for professional irrigation are suitable for use in wide open spaces such as farmland or sports grounds and for use on terraces or verandas, thanks to the highly reduced dimensions of each model. The materials used guarantee efficiency, resistance and reliability.

Technical Specifications

- Polyamide valve body - 30% fibre glass
- NBR membrane (Buna-N)
- With flow regulator
- Operating pressure from 0.5 to 10 bar
- Max fluid temperature 60°C
- Installation in any position
- Manual opening 45° rotation of solenoid valve
- Sealed solenoid valve IP 67
- Inrush/fully operational absorption 330-210 mA
- Stainless steel core
- WRAS approval

Dimensions

Connection	Height mm	Length mm	Width mm
-			
1/2" F	110	114	68
3/4" F	110	114	68
3/4" M	110	114	68
1" F	128	128	90
1" M	110	100	68
1 1/4" F	128	128	90
1 1/2" F	145	137	90
2" F	180	165	120
3" M	180	170	120



VBN

Ref.	Size	Couplings	Voltage
IAVBN075F14	3/4"	F/F BRASS	24 VAC
IAVBN100F14	1"	F/F BRASS	24 VAC
IAVBN120F14	1 1/4"	F/F BRASS	24 VAC
IAVBN150F14	1 1/2"	F/F BRASS	24 VAC
IAVBN200F14	2"	F/F BRASS	24 VAC
IAVBN075F19G	3/4"	F/F BRASS	9 VDC latch
IAVBN100F19G	1"	F/F BRASS	9 VDC latch
IAVBN120F19G	1 1/4"	F/F BRASS	9 VDC latch
IAVBN150F19G	1 1/2"	F/F BRASS	9 VDC latch
IAVBN200F19G	2"	F/F BRASS	9 VDC latch

The VBN series valves are available with composite brass inlet and outlet threads. The O-ring seal and the reinforced brass threads ensure the product can be used in irrigation systems where the manifolds for the solenoid valves and pipes are made of metal. Brass, in fact, avoids damage to the threading.

Technical Specifications

- Polyamide valve body - 30% fibre glass
- Reinforced brass threads
- NBR membrane (Buna-N)
- With flow regulator
- Operating pressure from 0.5 to 10 bar
- Max fluid temperature 60°C
- Installation in any position
- Manual opening 45° rotation of solenoid valve
- Sealed solenoid valve IP 67
- Inrush/fully operational absorption 330-210 mA
- Stainless steel core
- WRAS approval

Head loss diagram in bar

Flow rate m ³ /h	Flow rate lpm	Connection									
		3/4" M	1" M	3/4" M	1" F	1" M	1 1/4" F	1 1/2" F	2" F	3" M	
1	16.7	-	-	-	-	-	-	-	-	-	-
2	33.3	0.17	-	0.17	-	-	-	-	-	-	-
3	50.0	0.21	0.17	0.21	-	0.17	-	-	-	-	-
4	66.7	0.31	0.21	0.31	0.11	0.21	0.11	-	-	-	-
5	83.3	0.43	0.31	0.43	0.13	0.31	0.13	-	-	-	-
6	100.0	0.60	0.43	0.60	0.16	0.43	0.16	-	-	-	-
7	116.7	0.74	0.60	0.74	0.22	0.60	0.22	0.11	0.10	-	-
8	133.3	0.93	0.74	0.93	0.25	0.74	0.25	0.13	0.11	-	-
9	150.0	1.08	0.93	1.08	0.32	0.93	0.32	0.15	0.12	0.10	-
11	183.3	-	1.08	-	0.50	1.08	0.50	0.21	0.14	0.12	-
13	216.7	-	-	-	0.71	-	0.71	0.28	0.16	0.14	-
15	250.0	-	-	-	1.01	-	1.01	0.39	0.20	0.16	-
18	300.0	-	-	-	-	-	-	0.61	0.25	0.20	-
22	366.7	-	-	-	-	-	-	0.92	0.31	0.23	-
28	466.7	-	-	-	-	-	-	-	0.42	0.30	-
36	600.0	-	-	-	-	-	-	-	0.72	0.42	-
44	733.3	-	-	-	-	-	-	-	-	0.63	-
50	833.3	-	-	-	-	-	-	-	-	0.82	-

VDC latch solenoid valve compatible with most programmers with 9 volt output; for connections and clarifications, contact the Irritec® technical office.

Solenoid valves | Irritec®




VLN

Ref.	Size	Couplings	Voltage
IAVLN100F14	1"	F/F	24 VAC
IAVLN100F19G	1"	F/F	9 VDC latch

VLN LOW PRESSURE series, valve with min. operating pressure of 0.05 bar (= water column 50 cm.) and max. 1 bar (= water column 10 m.). Suitable for draining cisterns in irrigation systems where rainwater recovery is planned. Also suitable for filling tanks containing plants in vases, for toilet flushing, for the automation of drip systems using rainwater recovered from cisterns.

Technical Specifications

- Polyamide valve body - 30% fibre glass
- NBR membrane (Buna-N)
- With flow regulator
- Operating pressure from 0.05 to 1 bar
- Max fluid temperature 60°C
- Installation in any position
- Manual opening 45° rotation of solenoid valve
- Sealed solenoid valve IP 67
- Inrush/fully operational absorption 330-210 mA
- Stainless steel core
- WRAS approval
- Dimensions: H 128 mm, Width 90 mm, Length 128 mm



VSN

Ref.	Size	Couplings	Voltage
IAVSN050M14	1/2"	M/M	24 VAC
IAVSN050M16	1/2"	M/M	6-9 VDC latch
IAVSN075M14	3/4"	M/M	24Vac
IAVSN075M16	3/4"	M/M	6-9 VDC latch

Compact VSN series, guaranteed high reliability thanks to its robust and simple structure. Suitable for irrigation systems for terraces, green walls or for drip systems in vegetable plots.

Technical Specifications

- Polyamide valve body - 30% fibre glass
- NBR membrane (Buna-N)
- Operating pressure from 0.2 to 10 bar
- Max fluid temperature 60°C
- Installation in any position
- Flow rate min 2 to max 30 lpm
- Sealed solenoid valve IP 67
- Inrush/fully operational absorption 330-210 mA
- Stainless steel core
- WRAS approval
- Dimensions: H 65 mm, Width 40 mm, Length 45 mm

Head loss in bar

Flow rate	
lpm	bar
1	-
3	0.09
5	0.13
7	0.18
10	0.25
15	0.49
20	0.86
25	1.1
30	1.38

VDC latch solenoid valve compatible with most programmers with 9 volt output; for connections and clarifications, contact the Irritec® technical office.

Solenoid valves | Baccara



G75S

Ref.	Size	Voltage	Flow regulator
IBG75S50151	3/4"	24 VAC	yes
IBG75S50161	3/4"	24 VAC	no
IBG75S60151	1"	24 VAC	yes
IBG75S60161	1"	24 VAC	no
IBG75S70151	1 1/2"	24 VAC	yes
IBG75S80151	2"	24 VAC	yes
IBG75S60152	1"	9 VDC latch	yes
IBG75S70152	1 1/2"	9 VDC latch	yes
IBG75S80152	2"	9 VDC latch	yes

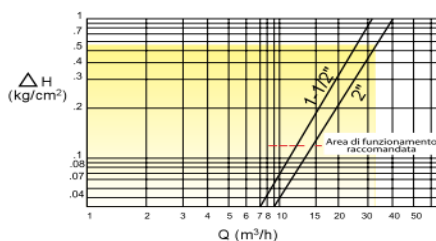
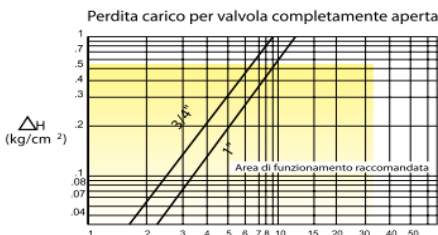
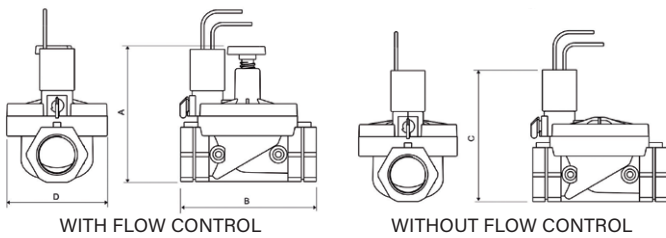
G75S series valves for professional irrigation provide high hydraulic performance in fluid control. They have a very robust structure as they are made from reinforced nylon, which guarantees reliability and safety.

Technical Specifications

- Valve body in reinforced nylon
- NBR membrane (Buna-N)
- Operating pressure from 0.3 to 10 bar
- Max fluid temperature 50°C
- Sealed solenoid valve IP 67
- Absorption 2 watt
- Manual opening by turning the lever below the solenoid valve

Dimensions

Nominal	A	B	C	D	Weight
3/4"	105	110	105	81	230g
1"	112	110	112	81	230g
1 1/2"	180	160	-	126	740g
2"	190	170	-	126	790g



G75S (mini)

Ref.	Size	Voltage
IBG75S301N1	3/8"	24 VAC
IBG75S401N1	1/2"	24 VAC

Specifications

- Valve body in reinforced nylon
- NBR membrane (Buna-N)
- Operating pressure from 0.5 to 12 bar
- Flow rate max 35 lpm
- Max fluid temperature 50°C
- Sealed solenoid valve IP 67
- Absorption 2 watt
- Dimensions: length 70 mm, width 38 mm, H 80 mm



G75PR

Ref.	Size	Voltage
IBG75PR7015	1 1/2"	without solenoid
IBG75PR8015	2"	without solenoid

The G75PR series of valves with a 3-way pressure control pilot, assembled as standard, with the possibility of efficiently and constantly reducing pressure. The pressure socket on the pilot has a cigarette filter installed to facilitate cleaning, when necessary. The XR100 pilot includes three positions for the manual intervention mechanism:

- AUTO: for automatic operation (the valve is open with pressure control);
- MANUAL: the valve is left open without pressure control;
- CLOSED: the valve is left closed.

The pilot pressure must be equal to or less than the line pressure.

Technical Specifications

- Valve body in reinforced nylon
- NBR membrane (Buna-N)
- Operating pressure from 0.3 to 10 bar
- Max fluid temperature 50°C
- Flow regulator Manual opening by turning the lever below the solenoid valve

Battery operated programmers | Irritec®



GTP



Ref.	Description
ICGTP01	1 station
ICGTP02	2 stations

Battery operated programmers series with intuitive adjustment using selectors. They offer multiple solutions for irrigation and can therefore be used in residual areas, public areas, sports fields, greenhouses, nurseries and for open field agriculture. Can be combined with the VDC latch solenoid valves from the VPN, VBN and VSN series with any diameter and high flow rates, making them very useful in agricultural systems.

Functions

- Simple programming using selectors
- Irrigation times 2-5-10-15-30-60-90-120-150 minutes per station using the selector
- Single programme
- Irrigation frequency programmable every 1-2-4-8-12 hours or 1-2-3-7 days
- Irrigation cycle start delay of 10-30 minutes or 1-2-4-6 hours or 1-2-3 days
- Manual start-up with a pre-set time or programmable from 2 to 150 minutes
- Sensor connection
- Pump or master valve command for the 2-station model

Technical Specifications

- Powered by 1 x 9 volt alkaline battery (not included)
- Protection rating IP68
- Max operating pressure to valve 10 bar
- Cable length 50 cm
- Max 30 m distance with cable sect. 1.5 mm²
- Dimensions: diameter 82 mm, H 64 mm
- Use VDC latch solenoid valves from the VPN, VBN and VSN 9 VDC series
- For connections, use of watertight connectors with gel is compulsory



GT1



Ref.
IGGTE1250

Battery operated programmer to connect directly to the tap using the swivel coupling. Suitable for irrigation of terraces and small systems. Thanks to the ball valve, it can also work at 0 bar and therefore using rainwater recovered from cisterns.

Functions

- Simple programming using 2 selectors
- Irrigation times 1-3-5-10-15-20-30-60-90-120 minutes using the selector
- Single programme
- Irrigation frequency programmable every 1-2-3-4-6-8-12 hours or 1-2-3-7 days
- Manual start-up using ON-OFF selector

Technical Specifications

- Powered by 2 AAA alkaline batteries (not included)
- Positioning also outside
- Operating pressure from 0 to 6 bar
- Intake tap attachment with 3/4" F screw
- Outlet attachment 3/4" M and rapid coupler
- Flow rate from 0 to 30 litres per minute
- Operates with cold water only
- Intake protection filter against impurities
- Dimensions: H 165 mm, width 95 mm, depth 95 mm



Battery operated programmers | Irritec®



Greentimer BT

Ref.
IGGTB1250

Greentimer BT is a tap controller ideal for irrigating terraces and small flowerbeds. It is programmed via tablet or smartphone using a Bluetooth connection using the free app for Android or iOS. Greentimer BT combines intuitive programming and a wide range of functions with the simplicity and convenience of a Bluetooth app.

Functions

- Irrigation times from 1 to 360 minutes with 1-minute increments
- Single programme
- Two start-ups can be programmed at the desired time
- Mist function with two daily start-ups
- Irrigation frequency programmable weekly or with up to 15-day intervals
- Rain delay function to delay the irrigation cycle by up to 7 days
- Manual start-up with times programmable from 1 to 360 minutes with 1-minute increments
- Programming via Bluetooth app for Android (4.3 or higher) or iOS (8.0 or higher)

Technical Specifications

- Powered by 2 AA alkaline batteries (not included)
- Bluetooth 4.0 BLE Low Energy communications
- IP55 rain resistant
- Operating pressure min 0.5 bar - max 8 bar
- Intake tap attachment 3/4" F
- Outlet attachment 3/4" M
- Flow rate from 2 to 40 litres per minute
- Operating air temperature from 6 to 60°C
- For cold water only
- Intake protection filter against impurities



Greentimer PRO

Ref.
IGGTP1250

Greentimer PRO is a tap controller ideal for irrigating terraces and small flowerbeds. Fitted with a removable display and keypad, it can be conveniently programmed from your sofa.

Functions

- Irrigation times from 1 to 240 minutes with 1-minute increments
- Single programme
- Start-up can be programmed at the desired time
- Irrigation frequency programmable every 6 or 12 hours or by selecting days of the week
- Rain delay function to delay the irrigation cycle by up to 7 days
- Manual start-up with times programmable from 1 to 240 minutes with 1-minute increments
- Rain sensor ready (optional)

Technical Specifications

- Powered by 2 AA alkaline batteries (not included)
- IP55 rain resistant
- Operating pressure min 0.5 bar - max 8 bar
- Intake tap attachment with 3/4" F brass screw
- Outlet attachment 3/4" M
- Flow rate from 2 to 40 litres per minute
- Operating air temperature from 6 to 60°C
- For cold water only
- Intake protection filter against impurities



Greentimer PRO accessories

Ref.	Description
IGGTS21103	Greentimer rain sensor

- Adjustable to rainfall
- Electric cable with plug for connection to the IGGTP1250 programmer
- Hydroscopic discs for rain and humidity absorption
- Fastening to gutter with a clamp or to the wall with a plug
- Adjustment: turn the hood by inserting it to the desired gradation
- when rainfall exceeds the pre-selected limit, the sensor will trigger suspension of the irrigation cycle

Battery operated programmers | Orbit[®]



HRC-980

Ref.	Description
INMHRC980TAP1	1 station
INMHRC980TAP2	2 stations

Functions

- Irrigation times from 1 to 240 mins per station with 1-minute increments
- Single programme
- Start-up can be programmed at the desired time
- Irrigation frequency programmable from 6 to 12 hours or 1 to 7 days
- Rain delay function to delay an irrigation cycle by 24, 48 or 72 hours
- Manual start-up with times programmable from 1 to 240 minutes with 1-minute increments

Technical Specifications

- Powered by 2 AA alkaline batteries (not included)
- Positioning also outside
- Operating pressure min 1.7 bar - max 6 bar
- Intake tap attachment with 3/4" F screw
- Outlet attachment 3/4" M
- Flow rate from 2 to 30 litres per minute
- Operating air temperature from 3 to 45°C
- Operates with cold water only
- Intake protection filter against impurities



Battery operated programmers | Baccara



G75C battery operated 1-station

Ref.	Description
IBG75C100	without valve
IBG75C150	with 3/4" valve
IBG75C160	with 1" valve
IBG75C170	with 1 1/2" flow regulator valve
IBG75C180	with 2" flow regulator valve
IBG75C260	WINDOW with 1" valve

Independent programmer operated by a 9V battery, assembled on 3/4" to 2" solenoid valves. Indispensable for automating irrigation systems where cable connection is not possible.

Functions

- Battery operated 1-station
- Irrigation times from 1 min to 12 hours with 1-minute increments
- Single programme
- 3 start-ups can be programmed at the desired time
- Choice of irrigation days of the week
- Possibility of using preset programmes to simplify and speed up programming
- Manual station start-up with time previously set during programming

Functions of IBG75C260 WINDOW model

- Battery operated 1-station
- This programmer irrigates in cyclical mode, during a time window set by the user as required. Certain crops need to be irrigated for short periods, at predefined intervals. For example: new seedlings have just been planted and you want to water them for five minutes every hour, during the hottest part of the day, every day. Set the Window Start Time to 10:00; Window End Time to 14:00; Operating Period-ON (Duration) to 5 (minutes) and Disabled-OFF (Interval) to 1:00. Set the irrigation frequency to every day of the week. Cyclic irrigation is also used for temperature control.
- Single programme
- Choice of operating days of the week
- Operating time programmable in hours, minutes or seconds

Common technical specifications

- Powered by 1 x 9 volt alkaline battery (included)
- Operating air temperature from 0 to 65°C
- Operating pressure min 0.5 bar - max 10 bar
- Horizontal and vertical valve installation
- Protection rating IP67
- Programmer fastened to the solenoid or wall-mounted

Dimensions

Thread	A	B	C
3/4"	145	110	81
1"	153	110	81
1 1/2"	166	160	127
2"	166	170	127



II.RI battery operated 1-station

Ref.	Description
IBIIRIC506	with 3/4" valve
IBIIRIC606	with 1" valve
IBIIRIC705	with 1 1/2" flow regulator valve
IBIIRIC805	with 2" flow regulator valve

Set the programme on your smartphone, activate the control unit using a button on your phone and upload the programme via Bluetooth. Programmable from a smartphone via the Bluetooth app downloaded free of charge. Programme without screen, IP67 water resistant, powered by an included 3 Volt lithium battery that guarantees 3 years of operation. With a smartphone it is possible to save multiple programmes from the comfort of your sofa and upload them to the programmers later via Bluetooth with a simple activation click on the controller. Indispensable for automating irrigation systems that cannot be reached by cable connection.

Functions

- Battery operated 1-station
- Irrigation times in seconds, minutes or hours, from 3 seconds to 15 hours with 1-second increments and different durations for each irrigation cycle
- Single programme
- Up to 6 start-ups can be programmed at the desired time, with different irrigation times for each start-up
- Choice of irrigation cycle programming: weekly, odd or even days or at 1 to 11-day intervals
- The Window programmer irrigates in cyclical mode, during a time window set by the user as required. Set the window times (cycle start and end), set the irrigation and pause times for the cycle (minimum 3 seconds) and choose the irrigation days. Also used for cooling.
- Manual control unit start-up via smartphone

Technical Specifications

- Powered by 1 x 3 volt CR123 lithium battery (included)
- Operating air temperature from 5 to 50°C
- Operating pressure min 0.5 bar - max 10 bar
- Horizontal and vertical valve installation
- Protection rating IP67
- Without screen, programmable via smartphone
- Max communications distance 10 m
- Compatible with Bluetooth 4.0
- Programming via Bluetooth app for Android (4.3 or higher) or iOS (7 or higher)



Battery operated programmers | Baccara



G75Cx battery operated multi-station

Ref.	Description
IBG75C26060	with 2 1" valves
IBG75C460	with 4 1" valves

Multi-station programmer powered by a 9V battery. Indispensable for automating irrigation systems that cannot be reached by cable connection and which need to divide the area into multiple zones.

Functions

- Battery operated 2- and 4-station models complete with 1" F valves
- Irrigation times from 1 min to 12 hours with 1-minute increments
- Single programme
- 3 programmable start-up times
- Choice of irrigation days of the week for each station
- Choice of zones in which to apply the previously set start time
- Manual station start-up with time previously set during programming
- Water budget adjustable by 10% up to 200%
- Master valve command (except on 2-station model)
- Complete with 1" F valves without flow regulator

Common technical specifications

- Powered by 1 x 9 volt battery (included)
- Operating air temperature from 0 to 65°C
- Operating pressure min 0,5 bar - max 10 bar
- Horizontal and vertical valve installation
- Protection rating IP67
- Programmer fastened to the solenoid or wall-mounted

Mains operated programmers | Orbit®



HRC-100-C with internal transformer

Ref.	Description
INM94894	4 stations
INM94896	6 stations
INM94899	9 stations
INM94892	12 stations

Functions

- Irrigation times from 1 to 240 mins per station with 1-minute increments
- 3 independent programmes
- 4 starts per programme, for a total of 12 start-ups per day
- Choice of irrigation cycle programming: weekly, odd or even days or with 1 to 28-day intervals
- Water budget adjustable by 10% up to 200%
- Emergency programme which activates a daily irrigation cycle of 10 minutes per station if no cycle is programmed
- Self-diagnostics circuit which excludes a short-circuited station and continues the cycle from the next stations
- Manual start-up for a single station or entire irrigation cycle
- Rain delay function to delay an irrigation cycle by 24, 48 or 72 hours
- Permanent memory
- Pump or master valve control
- Rain sensor connection

Technical Specifications

- Integrated 220-24 Vac transformer
- Lockable plastic container
- Positioning also outside
- Maximum load per station: 2 x 220 mA solenoids or 1 x 220 mA solenoid with pump or master valve control
- A lithium battery (included) saves the date and time in the event of a power cut
- Dimensions: H 165 mm, width 215 mm, depth 90 mm



HRC-150 with internal transformer

Ref.	Description
INMHRC15004IN	4 stations
INMHRC15006IN	6 stations
INMHRC15009IN	9 stations
INMHRC15012IN	12 stations

Functions

- Irrigation times 2-5-10-15-20-30-45-60-120 minutes per station using vertical sliders
- 3 independent programmes
- 4 start-ups per programme
- Choice of irrigation cycle programming: twice weekly, odd or even days or with 1 to 32-day intervals
- Water budget adjustable by 20% up to 200%
- Option of choosing non-irrigation days
- Programmable pause between stations from 1 min to 9 hours
- Pump or master valve control programmable for each station
- Emergency programme which activates a daily irrigation cycle of 10 minutes per station if no cycle is programmed
- Self-diagnostics circuit which excludes a short-circuited station and continues the cycle from the next stations
- Manual start-up for a single station or entire irrigation cycle
- Sensor bypass switch
- Rain sensor connection

Technical Specifications

- Integrated 220-24 Vac transformer
- Lockable plastic container
- Positioning also outside
- Maximum load per station: 2 x 220 mA solenoids or 1 x 220 mA solenoid with pump or master valve control
- 2 x AA alkaline batteries (not included) save the programme in the event of a power cut
- Dimensions: H 250 mm, width 180 mm, depth 100 mm



Mains operated programmers | Orbit® - B-hyve



B-hyve with external transformer

Ref.	Description
INM94915	4-station wi-fi programmer
INM94925	8-station wi-fi programmer

Remote controlled Orbit® programme, which through its B-hyve app is fully compatible with Android, iOS smartphones or web applications and offers remote control of garden irrigation from anywhere. Your programmer can be accessed directly from a smartphone, tablet or PC screen or allow the B-hyve software to create a personalised programme. WeatherSense™ technology programmes irrigation times based on garden features such as: slope, type of ground, sun exposure, past and present ETs and weather forecasts. Automatically adjusts the programmer to provide the correct quantity of water to your garden and plants.

Functions

- 4- or 8-station models available
- Wi-fi remote control from smartphone, tablet and PC
- B-hyve software with free app for Android and iOS devices
- WeatherSense™ technology that provides smart irrigation based on site conditions such as type of land, gradient, sun exposure, etc.
- Water savings through local weather forecast readings via web and automatic irrigation adjustment
- Irrigation times from 1 to 240 minutes per station with 1-minute increments
- 3 independent programmes
- Option to enter infinite start-ups per programme
- Cycle and Soak function to prevent run-off
- Rain-Delay function to delay an irrigation cycle by 24, 48 or 72 hours
- Pump or master valve control
- Rain sensor connection

Technical Specifications

- Indoor programmer for internal use
- Bluetooth/Wi-Fi: Bluetooth 4.0 / 2.4 GHz Wi-Fi
- External transformer with plug-in connection: Input 230V / 50 Hz - 23 W
- Output: 24V / 50Hz - 0.75 A (1 solenoid valve per station)
- Operating temperature: from 0°C to 70°C
- Operating humidity: from 0% to 80%
- Weight: 164 g



B-hyve XR with internal transformer

Ref.	Description
INM94885	8-station wi-fi programmer
INM94895	16-station wi-fi programmer

The revolutionary B-hyve XR programmer from Orbit® brings the best technological innovation to irrigation. B-hyve XR programmers can control irrigation from anywhere in the world from your iOS or Android device or via web app, saving water and lowering bills. WeatherSense™ technology uses advanced local weather forecasts to automatically create irrigation programmes that provide the correct quantity of water to the garden, to avoid wasting any water. This sophisticated and smart programmer can be used in outside and indoor environments. It is fully resistant to atmospheric agents without the need for expensive additional protection equipment. Three digital colour displays and a multi-coloured hexagonal LED display allow the user to see at a glance exactly what the timer is doing. Fully equipped with dual band wifi (2.4 GHz and 5.0 GHz), a long range Bluetooth connection (5.0) and a robust integrated transformer. The push-and-go cable terminals and integrated spirit level make installation fast and easy.

Functions

- 8- or 16-station models available
- Wi-fi remote control from smartphone, tablet and PC
- Compatible with Android devices version 5.0 or higher
- Compatible with iOS devices version 13 or higher
- Smart home compatibility with Amazon Alexa and Google Home
- Programming with Smart WeatherSense™ technology
- Dual band wi-fi connection (2.4 GHz and 5.0 GHz)
- Long range Bluetooth 5.0 function
- Works as a hub for other B-hyve devices.
- Outdoor/Indoor programmer installable outside or indoors
- 3 hexagonal LED colour mini-displays
- Robust integrated 1.0 A transformer
- 1.3 metre-length power cable with plug
- Terminal strip with snap-in terminals
- Magnetic close on the cable terminals cover
- Integrated spirit level for easy installation
- Sensor connection terminals
- 24V terminals for peripherals
- 4 independent programmes
- 4 starts per programme, for a total of 16 start-ups per day
- Irrigation times from 1 minute to 4 hours per sector
- Irrigation cycle programming: weekly, odd or even days or with 1 to 28-day intervals
- Water budget adjustable by 10% up to 200%
- Option to programme an "irrigation window", setting the operating start and end dates
- Manual start-up by station or by programme
- Programmable rain delay by 24, 48 or 72 hours
- Permanent data memory

Technical Specifications

- Integrated transformer with plug-in connection: Input 230V/50 Hz - 30 W. Output: 24V/50Hz - 1.0 A (1 solenoid valve per station)
- Operating temperature: from 0°C to 60°C
- Operating humidity: from 0% to 80%
- IP65 construction

Mains operated programmers | Orbit® - B-hyve



B-hyve tap attachment with Hub

Ref.	Description
INM94990	tap-mounted timer with wi-fi hub module
INM94995	tap-mounted timer using Bluetooth
INM94992	wi-fi hub module

The B-hyve tap-mounted programmer combines the smart features of other B-hyve programmers with the versatility of a tap-mounted programmer, transforming any outside tap into a water source controlled by the app. Due to its versatility, with programming even in seconds, it can be used for hydroponic irrigation, to fill ponds or pools and to provide drinking water for pets. This battery operated multi-function programmer has an integrated flow meter which tells you how much water is being used and allows irrigation that is not only timed, but also volume-controlled.

Functions

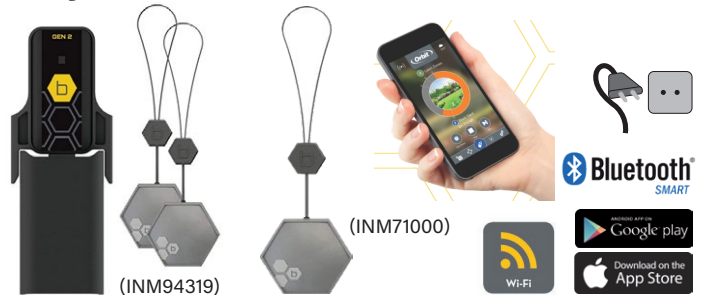
- Remote control programmer which, thanks to its B-hyve app, is fully compatible with Android and iOS smartphones or web applications and allows irrigation management from any location
- WeatherSense™ technology that provides smart irrigation based on site conditions such as type of land, gradient, sun exposure, etc.
- Incorporated flow meter which tells you how much water is needed to irrigate the plants or lawn, fill the pool or wash the car. The flow meter also allows irrigation by volume rather than timed
- Bluetooth control up to 45 metres is possible
- Use of the generated Bluetooth network allows expansion of the system beyond the signal strength of the B-hyve hub, through the signal transmitted by another B-hyve tap-mounted timer
- The B-hyve tap-mounted programmer can be connected to the wi-fi network through the external B-hyve hub. It can also be linked to other B-hyve tap-mounted programmers.
- Manual opening button for instant irrigation
- Notifications received in real time via smartphone to know exactly what the programmer is doing

Specifications of the tap-mounted programmer

- Powered by 2 AA batteries (not included)
- Bluetooth/Wi-Fi: Bluetooth 4.0 / 2.4 GHz Wi-Fi
- Protection rating: IP34
- Threaded connection: intake 3/4" F - outlet 3/4" M
- Operating pressure: from 0.69 to 6.9 bar
- Minimum flow rate: 1 lpm
- For external use only, for cold water pipes
- Dimensions: width 45 mm x depth 110 mm x H 120 mm
- Operating temperature: from 0°C to 70°C

Hub specifications

- Power supply: standard 230 V/50Hz plug-in connection
- Wi-fi compatibility: standard 2.4 GHz
- Protection rating: IP34
- Transmission range: up to 46 m without interference
- Connection capacity: max 64 units connected



B-hyve flood sensor

Ref.	Description
INM94319	2 sensor kits + 1 wi-fi connection hub
INM71000	Flood sensor

Flooding and water leaks inside the home cause major damage unless they are stopped immediately. The B-hyve sensor offers peace of mind and protection, sending an immediate warning message to the smartphone when a leak in the home is detected. While recording, the sensor can take an ID photo that will appear on the smartphone in the event of a flood warning and precisely indicate the location of the leak. The 1.5 cm thickness of the sensor means it can even be positioned under electrical appliances such as dishwashers and washing machines. Fitted with a cable to hang it up when you want to raise the sensor's action limit. The kit contains a hub + 2 sensors. Add-on sensors can be purchased separately.

Functions

- Connectivity: Bluetooth 5.0, wi-fi 2.4 GHz (with hub)
- Bluetooth open-field action range up to 45 m (hub-sensor)
- Wi-fi open-field action range up to 70 m (router-hub)
- Sensor powered by a CR2032 lithium battery (included)
- Power supply 220 VAC
- Up to 64 sensors can be managed from a single hub
- Sensor dimensions 4.5 cm diameter x H 1.5 cm
- The kit contains a hub + 2 flood sensors

Instant flood detection

The B-hyve flood sensor can detect a leak of just a few drops of water.

Battery life

Supplied with a replaceable battery that lasts more than 1 year. Low battery notifications are sent to the smartphone via the B-hyve app.

Product

Smartphone not within reach? Every flood sensor has an audible acoustic alarm. The flood sensor's design is water-resistant, so it can survive the most "drastic" floods.

The app notifies you

If connected to the wi-fi, the sensor allows you to be notified of a flood from anywhere in the world. The free B-hyve app will notify you of water leaks to help you prevent flood damage and will even inform you of below zero temperatures.

Smart technology

Real-time cloud communications for updated settings, temperature readings, disconnection notifications, etc. Available with wi-fi hub that connects to the Flood Sensor device via Bluetooth.

Mains operated programmers | Orbit®



B-hyve with internal transformer

Ref.	Description
INM94546	6 stations
INM94550	12 stations

B-hyve, the intuitive programmer filled with functions. Orbit® B-hyve Wi-Fi combines ease of programming with wi-fi functions.

You can command the controller with the Android or iOS app, a computer, tablet or smartphone or directly on the programmer with the familiar intuitive interface. Fitted with WeatherSense™ technology that provides smart irrigation based on site conditions such as gradient, type of land, sun exposure, past ETs, etc. Save water through irrigation adjustment by detecting weather feeds and local forecasts simply by entering the postcode of the area where the programmer is installed on the website. An ideal programmer for new installations or to replace old controllers, B-hyve is available in 6- or 12-station versions to cover most residential irrigation system requirements.

Functions

- Wi-fi programming from PC, tablet and smartphone with free app for Android and iOS
- Traditional programming directly from the control panel
- WeatherSense™ technology that provides smart irrigation based on site conditions such as gradient, type of land, sun exposure, past ETs, etc.
- Water savings from irrigation adjustment by detecting local weather feeds from the website
- Irrigation times from 1 to 240 mins per station with 1-minute increments
- 3 independent programmes
- 4 starts per programme, for a total of 12 start-ups per day
- Choice of irrigation cycle programming: weekly, odd or even days or with 1 to 28-day intervals
- Water budget adjustable by 10% up to 200%
- Cycle and soak app to prevent run-off
- Emergency programme which activates a daily irrigation cycle if no cycle is programmed
- Self-diagnostics circuit which excludes a short-circuited station and continues the cycle from the next stations
- Manual start-up for a single station or entire irrigation cycle
- Rain delay function to delay an irrigation cycle by 24, 48 or 72 hours
- Permanent memory
- Pump or master valve control
- Rain sensor connection

Technical Specifications

- Integrated 220-24 Vac transformer
- Positioning also outside
- Maximum load per station: 2 x 220 mA solenoids or 1 x 220 mA solenoid with pump or master valve control
- A lithium battery (included) saves the date and time in the event of a power cut
- Dimensions: H 165 mm, width 215 mm, depth 90 mm



HRC-050 with external transformer

Ref.	Description
INMHRC05004IN	4 stations
INMHRC05006IN	6 stations

Functions

- Irrigation times from 1 to 240 mins per station with 1-minute increments
- 2 independent programmes
- 4 starts per programme, for a total of 8 start-ups per day
- Choice of irrigation cycle programming: weekly, odd or even days or with 1 to 32-day intervals
- Manual start-up for a single station or entire irrigation cycle
- Rain delay function to delay an irrigation cycle by 24, 48 or 72 hours
- Emergency programme which activates a daily irrigation cycle of 10 minutes per station if no cycle is programmed
- Pump or master valve control
- Sensor connection

Technical Specifications

- 220-24 Vac external transformer
- Positioning also indoors
- Maximum load per station: 1 x 220 mA solenoid with pump or master valve control
- 1 lithium battery (not included) saves the programme in the event of a power cut
- Dimensions: H 165 mm, width 135 mm, depth 45 mm



Sensors and drainage valves | Orbit®



57000

Ref.	Description
INM57275	Rain sensor

Rain sensor designed to automatically stop the programmer's irrigation cycle when it rains, without changing the pre-set programme. The interior of the sensor has a number of hydroscopic discs which swell on contact with the water, triggering a micro-switch that stops the irrigation cycle. Subsequent evaporation of the water from the discs restores them to their original status and resets the circuit, allowing the programmer to command opening and closing of the solenoid valves.

Functions and technical specifications

- Body in UV-resistant ABS and fasteners in metal
- Hydroscopic discs for rain and humidity absorption
- Fastening to gutter with a clamp or to the wall with a plug
- Can be used with 24V and 9V programmers
- Adjustable to rainfall of 3-6-12-18-25 mm
- 9 m of cable supplied as standard
- Operating temperature from -10°C to +60°C
- Dimensions: H 110 mm, width 90 mm
- Adjustment: turn the hood by inserting it to the desired gradation. When rainfall exceeds the pre-selected limit, the sensor will trigger suspension of the irrigation cycle



51039

Ref.	Description
INM51039	1/2" brass

Drainage valve to be used for automatic pipe emptying after irrigation. The valve allows the water to drain when the pressure drops below 0.25 bar, whilst it shuts automatically when the pressure is above 0.4 bar. It must be installed at the lowest point of each individual sector and an inspectable well fitted, well-drained sump with gravel. In very long sectors the fitting of multiple drainage valves is recommended.

Technical Specifications

- Maximum operating pressure 6 bar
- Opening pressure 0.25 bar
- Closing pressure 0.4 bar
- Thread 1/2" M.
- Brass body with plastic filter

Clamp saddles and flags | Irritec[®]



VS

Ref.	Description
IGVS2550	25 x 1/2"
IGVS3350	32 x 1/2"
IGVS3375	32 x 3/4"

Fast self-perforating clamp saddles for installation on 25 and 32 mm diameter polyethylene pipes to rapidly create sprinkler off-takes without leaks. Its special features mean there is no need for assembly tools. It is sufficient to hook it to the pipe using hand pressure and to screw the connector in completely with the aid of the chuck provided. This produces perforation inside the pipe. The outlet connection is 1/2" or 3/4" F-threaded, depending on the model.

Technical Specifications

- Maximum operating pressure 8 bar
- Polyethylene pipes max PN 16 HD and LD with 25 mm and 32 mm diameters can be perforated.
- Only suitable for underground installation; cannot be assembled above ground
- No need for installation tools



BAN

Ref.	Description
IGBAN00000VER	green
IGBAN00000BLU	blue
IGBAN00000BIA	white
IGBAN00000GIA	yellow
IGBAN00000ROS	red

Flags with Irritec[®] logo, suitable for indicating sprinkler positions. To be inserted in the ground at points where the sprinklers and solenoid valves will be installed. Available in various colours for easy recognition of different sectors.

Technical Specifications

- Flags in various colours with Irritec[®] logo
- 45 cm metal stake for easy positioning

Clamp saddle | Hydro-Rain® - Irritec®





BL

Ref.	Description
INMBL407005	Elbow 1/2" F x BL
INMBL407074	Elbow 3/4" F x BL
INMBL410005	Elbow 1/2" M x BL
INMBL410007	Elbow 3/4" M x BL
INMBL409005	Swivel elbow x BL
INMBL406005	Elbow BL x BL
INMBL436005	Straight coupling 1/2" M x BL
INMBL436101	Straight coupling 3/4" M x BL
INMBL429005	Coupling BL x BL
INMBL401005	Tee BL x BL x BL
FTD00B0BJ	Blu Irritec® tube for blu locks

Fast coupling and flexible pipe to distance the sprinkler and the clamp saddle. The couplings are fitted with a clinching ring which, by applying simple pressure, inserts and removes the coupling from the pipe, thereby speeding up installation.

Technical Specifications

- Coupling in ABS
- Clinching ring in stainless steel
- Internal o-ring in EPDM
- Coupling pressure max 5.5 bar
- Tube reel length 30 m
- Tube pressure max 5.5 bar



Body and piston extensions | Irritec®



Ref.	Description
INMKUT01D	Tool for clearing grass and soil from the sprinkler

The Kut-it tool saves time for garden owners and professionals alike. Removing clumps of grass from the sprinklers is child's play with the Kut-it 2-in-1 tool. The Kut-it tool helps installers to remove the sprinkler turrets/heads without the aid of a shovel or spade. The heavy-duty teeth of the core drill easily cut grass and even the toughest soil, creating an even space around the sprinkler head.

The depth meter incorporated into the body of the tool prevents over-digging and the risk of ruining the pipes below. Kut-it creates a "clean" hole, leaving the surrounding lawn unaltered.

Kut-it was designed for use by hand, but with the screwdriver attachment (included) it is also possible to excavate the most stubborn soil using a socket wrench with 1" socket or a screwdriver.


Turned upside-down, the tool can be used as an adjustable wrench. The wrench section at the tool head is suitable for most sprinkler nuts and makes removal fast and easy.

The Kut-it tool helps with the routine maintenance of sprinkler turrets/heads, including cutting the grass covering the upper part of the sprinkler or removing dirt and debris accumulated at the head. This tool is useful for gardeners and professional installers alike.

The Kut-it tool is robust and made to last. The blades are replaceable, so it is not necessary to buy the complete tool again when they become blunted.

Technical Specifications

- Kit in robust plastic material
- Small and compact (fits easily into a toolbox)
- Saves time
- Removes most sprinklers
- Can be used by hand, with adjustable wrench or impact wrench
- Kit in 3 pieces with spare blades available
- The tool removes the clump from around the sprinklers, digging a compact and clean hole around the turret/head for more efficient irrigation



FAP and KLIFT

Ref.	Description
INMFAP10	Extension for static Rain Bird® 1800 and Hunter® PROS sprinklers
INMKLIF05HO	Extension for Hunter® PGP turbo sprinkler
INMKLIF05R	Extension for Rain Bird® 5004 turbo sprinkler

KAP-IT extension (for static sprinklers)

The Kap-It extension lifts out a static sprinkler without digging: it is sufficient to expose the upper section of the sprinkler head, unscrew the nozzle, add the turret extension and hook up the new upper section. After tightening and aligning the nozzle, the job is done. No tools, no dirt in the pipes and no strain on any of the underground couplings. Kap-It is suitable for Hunter® PROS series and Rain Bird® 1800 series static sprinklers, and can also be stacked to handle extra-deep problems.

KAP-IT Technical Specifications

- Saves time and labour
- Prevents dirt entering the pipes
- Suitable for PROS and 1800 pop-ups
- Stackable
- Extension height: 3.8 cm

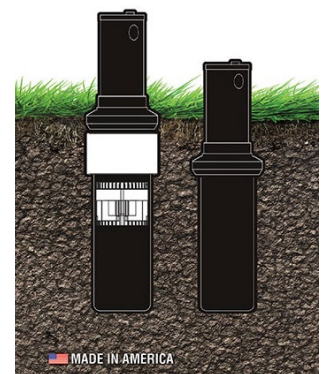


KLIFT-IT extension (for turbo sprinklers)

The KLIFT-IT extension raises a sprinkler 4 cm above the grass without digging, saving time and simplifying maintenance, which means no need to restore the lawn, no digging and no dirt entering the pipes. KLIFT-IT comprises nut/extension + piston extension. When the extension is added to the base of the piston, the O-ring acts as a retainer valve.

KLIFT-IT Technical Specifications

- Allows fast raising of a turbo sprinkler from above rather than from below, saving time and money
- Designed for both amateurs and professionals
- Suitable for Hunter® PGP series sprinklers (INMKLIF05HO)
- Suitable for Rain Bird® 5000 and 5004 series sprinklers (INMKLIF05R)
- The nut/extension can be stacked for "sunken" sprinklers
- KLIFT-IT has an O-ring at its base which acts as retainer valve



Extensions and offtakes for pop-up | Irritec[®]



PRR

Ref.
IGPRR20M0N20C

Adjustable extension for levelling sprinklers concealed during installation or afterwards due to soil settling. It is adjusted by turning the metal pipe to raise or lower the sprinkler from the soil without needing to dig or damage the surrounding lawn.

Functions and technical specifications

- Material: polypropylene
- Lower coupling 3/4" M
- Upper coupling 3/4" M and 1/2" M
- Adjustable from 13 to 20 cm
- Max pressure 6 bar at 20°C



PRS

Ref.	Description
IGPRS70M0N200	1/2" x 1/2"
IGPRS70M0N20C	1/2" x 3/4"
IGPRS70M0N250	3/4" x 3/4"
IGPRS70M0N25d	3/4" x 1"

Sectional extension for levelling sprinklers concealed during installation or afterwards during soil settling. IT is possible to cut the sections to position the sprinkler in the ground without digging or damaging the surrounding lawn.

Functions and technical specifications

- Material: black polyethylene
- Total height 15 cm
- Minimum height 7.5 cm
- 4 x 1.87 cm sections
- Max pressure 6 bar at 20°C



Extensions and offtakes for pop-up | Irritec®



GFP - MFP - RFP - TFP

Ref.	Description
IGGFP6000N20B	Elbow 16 x 1/2" M
IGGFP6000N20C	Elbow 16 x 3/4" M
IGMFP6000N200	Coupling 16 x 16
IGRFP60M0N20B	Straight coupling 16 x 1/2" M
IGRFP60M0N20C	Straight coupling 16 x 3/4" M
IGTFP6000N200	Tee coupling 16 x 16 x 16

Fast couplings to screw into the TPP 16 Ø mm twist-proof flexible pipe to distance the sprinkler and the clamp saddle. The couplings are fitted with a helical insert which, by applying simple pressure, inserts and removes the coupling from the pipe, thereby speeding up installation.

Functions and technical specifications

- Material: acetal resin
- Max pressure 6 bar at 20°C
- Thread side length 4 cm
- Tube side length 5 cm



TPP

Ref.	Description
FTD00B00J	Tube 16 mm
FTD00C00J	Tube 20 mm

Twist-proof flexible pipe to distance the sprinkler and the clamp saddle. Use with GFP, MFP, RFP and GPP series couplings.

Technical Specifications

- Material: polyethylene
- Max pressure 6 bar
- Reel length 30 m
- 16 or 20 mm diameters



GPP

Ref.	Description
IGGPP30M0A20B	Elbow 16 x 1/2" M
IGGPP30M0A20C	Elbow 16 x 3/4" M
IGGPP30M0N25B	Elbow 20 x 1/2" M
IGGPP30M0N25C	Elbow 20 x 3/4" M

Fast couplings to screw on to the GPP 16 and 20 mm Ø twist-proof flexible pipe to distance the sprinkler and the clamp saddle. The couplings are fitted with a self-threading insert which, by applying simple pressure, inserts and removes the coupling from the pipe, thereby speeding up installation.

Technical Specifications

- Material: acetal resin
- Max pressure 6 bar at 20°C
- Tube side length 5 cm
- Thread side length 4.5 cm

Manifold | Irritec®



407-419-420-421-432-431-426-427-433

Ref.	Description	fig.
IG40760M0N320	Nipple 1" x 1" (POM) with O-ring	(407)
IG40720M0N320	Nipple 1" x 1" with O-ring	(407)
IG40720M0N500	Nipple 1 1/2" x 1 1/2" with O-ring	(407)
IG40720M0N630	Nipple 2" with O-ring	(407)
IG41960M0N32C	Reduced nipple 1" x 3/4" (POM) with O-ring	(419)
IG41920M0N32C	Reduced nipple 1" x 3/4" with O-ring	(419)
IG41920M0N50E	Reduced nipple 1 1/2" x 1 1/4" with O-ring	(419)
IG41920M0N63F	Reduced nipple 2" x 1 1/2" with O-ring	(419)
IG42020F0N320	Coupling 1" F x 1" F	(420)
IG42460D0N320	Coupling 1" M x 1" F (POM)	(420)
IG42420D0N320	Coupling 1" M x 1" F	(420)
IG42420D0V500	Coupling 1 1/2" M x 1 1/2" F	(420)
IG42420D0V630	Coupling 2" M x 2" F	(420)
IG42120D0N320	Long coupling 1" M x 1" F	(421)
IG43260D0N320	Tee 1" F x 1" M x 1" M (POM)	(432)
IG43220D0N320	Tee 1" F x 1" M x 1" M	(432)
IG43220D0V500	Tee 1 1/2" F x 1 1/2" M x 1 1/2" M	(432)
IG43220D0V630	Tee 2" F x 2" M x 2" M	(432)
IG43160D0N320	Tee 1" F x 1" F x 1" M (POM)	(431)
IG43120D0N320	Tee 1" F x 1" F x 1" M	(431)
IG43120D0V500	Tee 1 1/2" F x 1 1/2" F x 1 1/2" M	(431)
IG43120D0V630	Tee 2" F x 2" F x 2" M	(431)
IG42660F0N320	Elbow 1" F x 1" F (POM)	(426)
IG42620F0N320	Elbow 1" F x 1" F	(426)
IG42620F0V500	Elbow 1 1/2" F x 1 1/2" F	(426)
IG42620F0V630	Elbow 2" F x 2" F	(426)
IG42760D0N320	Elbow 1" F x 1" M (POM)	(427)
IG42720D0N320	Elbow 1" F x 1" M	(427)
IG42720D0V500	Elbow 1 1/2" F x 1 1/2" M	(427)
IG42720D0V630	Elbow 2" F x 2" F	(427)
IG43360D0N320	Cross 1" F x 1" F x 1" F x 1" M (POM)	(433)
IG43320D0N320	Cross 1" F x 1" F x 1" F x 1" M	(433)
IG43320D0V500	Cross 1 1/2" F x 1 1/2" F x 1 1/2" F x 1 1/2" M	(433)
IG43320D0V630	Cross 2" F x 2" F x 2" F x 2" M	(433)

Fast couplings for manifolds with connector and O-ring. Assembled quickly and easily without the need for Teflon and tools, facilitating the job of the installer both during assembly and any maintenance. The nipples have an O-ring that allows mounting on the solenoid valve without the use of Teflon.

Technical Specifications

- Materials: POM or Polypropylene (PP)
- O-ring in nitrile rubber
- Max pressure 10 bar at 20°C
- Connector diameters 1", 1 1/2" and 2"



434-435-436

Ref.	Description
IG43410D0N320	1 intake + 2 outlets 1" F
IG43510D0N320	1 intake + 3 outlets 1" F
IG43610D0N320	1 intake + 4 outlets 1" F

Resistant and rigid moulded manifolds. The connectors with O-ring allow fast solenoid valve assembly. Assembled without the need for Teflon and tools, simplifying the job of the installer both during assembly and any subsequent maintenance on the solenoid valves.

Technical Specifications

- Body material: PVC
- Nut material: acetal resin
- O-ring in nitrile rubber
- Max pressure 10 bar at 20°C
- 1" intake and outlet



425-428

Ref.	Description
IG42520D0N32C	coupling 1" F x 25
IG42520D0N32D	coupling 1" F x 32
IG42820D0N32C	elbow 1" F x 25
IG42820D0N32D	elbow 1" F x 32

Compression coupling for 25 and 32 mm diameter pipes with 1" F connector and O-ring allowing fast assembly on the solenoid valve outlets or on 1" threads. Assembled without the need for Teflon and tools, simplifying the job of the installer both during assembly and any subsequent maintenance on the solenoid valves.

Technical Specifications

- Material: polypropylene (PP)
- O-ring in nitrile rubber
- Max pressure 10 bar at 20°C
- For 25 and 32 mm pipes

Valve boxes | Irritec[®]



PSZ

Ref.	Description	Dimensions
IGPSZ2000N04R	STANDARD rectangular	50x37x30cm
IGPSZ2000N06R	JUMBO rectangular	63x50x31cm

Innovative, light and resistant, PSZ valve boxes are UNI EN 124 certified for vehicle transit. Rounded border and pre-cut openings to simplify and considerably reduce installation times. Not a simple screw, but a vandalism-proof bolt that is particularly useful in public systems.

Quick and safe cover opening is possible by simply placing a hand in the pocket handle in the body of the valve box. Using the pocket handle in the base it is extremely easy to lift the cover, also long after installation - for example when maintenance is required to clean the filter, or to winterize the system and reopen it in the spring.

The upper section of the base has a bracket to house the 9 volt control units, especially useful for the Bluetooth versions which if mounted on the upper part of the valve box can boost the signal reception range.

Functions

- Pocket handle to facilitate cover removal
- No holes in the cover so as to prevent soil and debris from entering
- Rounded borders to avoid damage to gardening machines
- Pre-cut lengthwise openings with centre-to-centre distance identical to the manifold couplings to facilitate installation of pipes up to 40 mm in diameter
- Pre-cut broadside openings for passing a pipe 63 mm Ø for the STANDARD valve box and 90 mm Ø for the JUMBO valve box
- The pre-punched holes considerably reduce installation times
- Co-moulded bracket in the upper part of the body to fasten the control units into the valve box
- Ribbing on the inside of the cover to support a heavy load

Technical specifications of the STANDARD valve box

- Body in black polypropylene
- Cover in green polypropylene
- Bolt in stainless Steel AISI 304
- Base dimensions: 500 x 370 x H 300 mm
- Cover dimensions: 371 x 251 mm
- 4 pre-cut outlets for pipes up to 40 mm
- 2 pre-cut intakes for pipes up to 40 mm and 1 for up to 63 mm
- Weight: 2.90 kg

Technical specifications of the JUMBO valve box


- Body in black polypropylene
- Cover in green polypropylene
- Bolt in stainless Steel AISI 304
- Base dimensions: 630 x 500 x H 310 mm
- Cover dimensions: 494 x 370 mm
- 6 pre-cut outlets for pipes up to 40 mm
- 4 pre-cut intakes for pipes up to 40 mm and 1 for up to 90 mm
- Weight: 5.90 kg



ROUNDED BORDERS



ROBUST POCKET HANDLE



BRACKET FOR CONTROL UNITS



Valve boxes | Irritec[®]



PCZ

Ref.	Description
IGPCZ2000N02C	LARGE circular
IGPCZ2000N04R	STANDARD rectangular
IGPCZ2000N06R	JUMBO rectangular

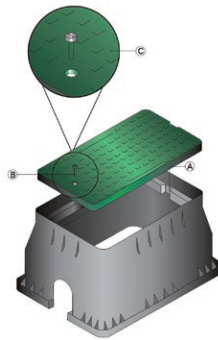
Created primarily to house solenoid valves, shutters, hydro valves and any other underground tool to be inspected. Robust and made from the highest quality materials, the valve boxes are weather and shock resistant. The vandalism-proof bolt and locking nut act as the handle to lift the cover. The wells allow passage for green maintenance vehicles and are therefore also recommended for parks, sports fields and public green areas. They also have a green cover to better blend into the lawn. The overlap stops debris from entering.

Technical Specifications

- Black base in reinforced polypropylene
- Cover with overlap border in green reinforced polypropylene
- Vandalism-proof bolt in stainless steel AISI 304 for rectangular models
- Maximum load capacity according to UNI EN 124 standard. See table below



VANDALISM-PROOF BOLT WITH LOCKING NUT IN THE INTERIOR ACTS AS THE HANDLE TO LIFT THE COVER.



POZ

Ref.	Description
IGPOZ2000N01C	MINI circular
IGPOZ2000NA2C	LARGE circular
IGPOZ2000NA4R	STANDARD rectangular
IGPOZ2000NA6R	JUMBO rectangular

Created primarily to house solenoid valves, shutters, hydro valves and any other underground tool to be inspected. They are made from weather and shock resistant materials. The vandalism-proof bolt and locking nut act as the handle to lift the cover. The wells allow passage for green maintenance vehicles and are therefore also recommended for parks, sports fields and public green areas. They have a green cover to better blend into the lawn.

Technical Specifications

- Black base in reinforced polypropylene
- Cover in green reinforced polypropylene
- Vandalism-proof bolt in stainless steel AISI 304 for rectangular models
- Maximum load capacity according to UNI EN 124 standard. See table below



EXT

Ref.	Description
IGEST2000N14R	STANDARD h 90
IGEST2000N04R	STANDARD h 165
IGEST2000N06R	JUMBO h 165

Extension for rectangular valve boxes. These can be fitted on Standard and Jumbo valve boxes in the PCZ and POZ series. They lock on to the valve box to increase their height, very useful for sports grounds where the pipes are normally laid at a depth of more than 30 cm.

Technical Specifications

- Black base in reinforced polypropylene
- Without cover

Model	Ref. PCZ - POZ - EST			Max load	Weight kg
	Lower base	Upper base	H		
MINI	200	160	230	250 kg	0.49
LARGE	320	225	250	450 kg	1.23
STANDARD	380 x 496	273 x 405	300	700 kg	3.66
JUMBO	500 x 640	370 x 520	300	1000 kg	7.18
STANDARD EXT.	273 x 405	273 x 405	90	-	1.04
STANDARD EXT.	273 x 405	273 x 405	165	-	1.62
JUMBO EXT	370 x 520	370 x 520	165	-	2.50

Valve boxes | Irritec[®]



PVM

Ref.

IGPVM2S00V0CC

Fast and practical water connection is possible through this valve box with metal ball valve. A slot is cut into the green hinged snap-lock cover to allow the rubber pipe to pass through even when closed. The dual intakes below and on the side facilitate hydraulic connection and installation.

Technical Specifications

- Metal ball valve 3/4" M
- Lower and side intakes 3/4" F
- Plug 3/4" M to close the unused intake
- Black base in polypropylene
- Cover in green polypropylene
- Snap-lock cover and hole for rubber pipe passage
- Dimensions: 21 cm diameter, H 13 cm with cover closed



Impact sprinklers | Irritec®



P23

Ref.
IDP23B0MM000H

Suitable for above-ground irrigation of nurseries, lawns and other installations. For installation on rods, stands and supports.

Technical Specifications

- Alloy body
- Stainless steel springs
- 1/2" M connection
- Variable sector and full rotation
- Deflector to adjust the trajectory from 0 to 25° and jet radius
- Anti-spray arm
- Jet breaker screw

Performance

Nozzle Ø	P (bar)	Q (m³/h)	D (m)
5/32" 3.96 mm	1.72	0.80	21.4
	2.07	0.90	23.8
	2.41	0.99	25.6
	2.76	1.05	26.2
	3.10	1.11	26.8
	3.45	1.17	28.6
	3.79	1.24	29.2



P27

Ref.
IDP27B0MP4000

Suitable for above-ground irrigation of nurseries, lawns and other installations. For installation on rods, stands and supports.

Technical Specifications

- Plastic body
- Stainless steel springs
- 1/2" M connection
- Variable sector and full rotation
- Deflector to adjust the trajectory from 0 to 25° and jet radius
- Anti-spray arm
- Jet breaker screw

Performance

Nozzle Ø	P (bar)	Q (m³/h)	D (m)
black 4.0 mm	1.0	0.60	21.0
	2.0	0.85	24.0
	3.0	1.03	26.0



ASP

Ref.
IDASP12

Suitable for above-ground irrigation of nurseries, lawns and other installations. For installation on rods, stands and supports.

Technical Specifications

- Plastic body
- Stainless steel springs
- 1/2" M connection
- Variable sector and full rotation
- Deflector to adjust the trajectory from 0 to 25° and jet radius
- Anti-spray arm

Performance

Nozzle Ø	P (bar)	Q (m³/h)	D (m)
black 4.0 mm	1.0	0.60	21.0
	2.0	0.85	24.0
	3.0	1.03	26.0

NB: the radius, range and diameter data are calculated with no wind and can be reduced by 25% by adjusting the jet breaker screw.

Impact sprinklers | Irritec®



Hydra

Ref.
IDHYDRA10252

Professional sprinklers indicated for the irrigation of sports grounds, horse tracks and large surface areas.

Technical Specifications

- Alloy body
- Variable sector and full rotation
- 1 1/2" F connection
- Anti-spray arm
- 25° trajectory
- 12, 14 and 16 mm nozzles supplied as standard
- Secondary 5 mm nozzle
- Jet breaker screw

Performance

Nozzle (mm)	Pressure (atm)	Radius (m)	Flow rate	
			lpm	m³/h
10	2	18	110	6.6
	3	20.5	135	8.1
	4	23.5	157	9.4
	5	26	175	10.5
12	2	20	152	9.1
	3	24	182	10.9
	4	27	211	12.6
	5	30	236	14.1
14	2	21	195	11.7
	3	26	239	14.3
	4	29	277	16.6
	5	31	309	18.5
16	2	22	247	14.8
	3	26	303	18.2
	4	30	351	21.0
	5	33	391	23.4
18	3	28	378	22.7
	4	31	436	26.2
	5	34	487	29.2
	6	36	533	31.9
20	3	28.5	460	27.6
	4	32	532	31.9
	5	34.5	594	35.6
	6	36.5	651	39.0



Funny and K1

Ref.	Connector size
IDFUNNY10018	1" F
IMK10014	1 1/4" F

Professional sprinklers indicated for the irrigation of mixed crops, vegetable plots, orchards, playing fields and for frost protection.

Technical Specifications

- Alloy body
- Variable sector and full rotation
- Anti-spray arm
- 28° trajectory
- 6 and 7 mm nozzles supplied as standard (FUNNY)
- 9 and 10 mm nozzles supplied as standard (K1)
- Jet breaker screw

Funny performance

Nozzle	Pressure (atm)	Radius (m)	Flow rate	
			lpm	m³/h
5 mm	1.5	12.5	20	1.2
	2	13.5	22	1.3
	3	15	27	1.6
	4	16.5	32	1.9
6 mm	1.5	13	28	1.6
	2	14.5	32	1.9
	3	16.5	39	2.3
	4	17.5	45	2.7
7 mm	1.5	14	37	2.2
	2	15	42	2.6
	3	17	52	3.1
	4	18.5	60	3.7
9 mm	1.5	15	62	3.7
	2	16.5	71	4.3
	3	18.6	87	5.2
	4	19.5	100	6.1

K1 performance

Nozzle	Pressure (atm)	Radius (m)	Flow rate	
			lpm	m³/h
8 mm	1.5	15.5	49	2.9
	2	17	57	3.4
	3	19	69	4.1
	4	20.5	80	4.8
9 mm	1.5	16.5	62	3.7
	2	17.5	71	4.2
	3	19.5	87	5.2
	4	21	100	6.0
10 mm	1.5	17	76	4.5
	2	18	88	5.3
	3	20.5	107	6.4
	4	22	124	7.4
12 mm	1.5	17	110	6.6
	2	19	127	7.6
	3	21	155	9.3
	4	23.5	179	10.7

NB: the radius, range and diameter data are calculated with no wind and can be reduced by 25% by adjusting the jet breaker screw.

Impact sprinklers | Irritec[®]



Duplex

Ref.
IDDUPLEX10137

Professional sprinklers indicated for the irrigation of sports grounds, horse tracks and large surface areas. Supplied with interchangeable nozzles and an adjustable jet breaker, which guarantee an even fine mist distribution.

Technical Specifications

- Alloy body
- Variable sector and full rotation
- 2" F connection
- Anti-spray arm
- 25° trajectory
- 14, 16, 18 and 20 mm nozzles supplied as standard
- Secondary 8 mm nozzle
- Jet breaker screw

Performance

Nozzle (mm)	Pressure (atm)	Radius (m)	Flow rate	
			lpm	m ³ /h
12 8	1.5	20	159	9.5
	2	23	184	11.0
	3	27	224	13.4
	4	30	259	15.5
14 8	2	25	230	13.8
	3	29	280	16.8
	4	32	325	19.5
16 8	5	34	364	21.8
	2	27	282	16.9
	3	31	344	20.6
18 8	4	34	399	23.9
	5	37	446	26.7
	2	28	343	20.6
20 8	3	33	434	26.0
	4	36	506	30.3
	5	40	561	33.6
	2	29	411	24.6
22 8	3	34	520	31.2
	4	38	606	36.3
	5	43	657	39.4
	3	34.5	590	35.4
22 8	4	39	682	40.9
	5	44	766	45.9
	6	46.5	839	50.3

NB: the radius, range and diameter data are calculated with no wind and can be reduced by 25% by adjusting the jet breaker screw.



777 - 778

Ref.	Connector size
INM778D1	1" M connection
INM777D14	1 1/4" M connection

Tripods suitable for the installation of above-ground sprinklers, equipped with adjustable rod to position the sprinkler at the desired height. The swivel pipe coupling, which facilitates flexible pipe connection, can be removed to screw in a threaded fitting.

Technical Specifications

- Body in electrogalvanized steel
- Height in closed position 800 mm
- Maximum height with adjustable central rod 1000 mm
- Adjustable central pipe with male thread
- Curved swivel pipe coupling in nylon



779

Ref.	Connector size
INM779D12	1/2" F connection
INM779D34	3/4" F connection

Technical Specifications

- Body in electrogalvanized steel
- Height in closed position 800 mm
- F-threaded pipe coupling intake connector




780F

Ref.	Connector size
INM780D34	1/2" F connection

Technical Specifications

- Body in electrogalvanized steel
- Dimensions: 380 x 280 x H 90 mm
- Sprinkler connection 1/2" F
- F-threaded pipe coupling intake connector

Self-propelled trolley | Irritec[®]



R3T

Ref.	Description
INMR3T	self-propelled trolley
INM3021COM	tube winding trailer

Self-propelled trolley for irrigation of sports grounds and extensive lawn areas. Operation is simple: bring the self-propelled trolley to the start position and open the valve, extract the 100 m long cable and fasten it to the end with the stake (supplied), on one side connect the flexible or polyethylene LD 32 mm pipe and the hydrant on the other, open the hydrant tap. The self-propelled trolley will start to move forward and irrigate. At the end of the path, the trolley stops against the stake and irrigation ceases. Fitted with adjustable sector sprinkler, which can irrigate to the right or left side as you wish, so as not to interrupt any sports training, maintenance works, etc. In a newly seeded area, it will be possible to adjust the sprinkler to 180°, allowing the trolley to advance on dry ground.

Self-propelled trolley technical specifications

- Operating pressure min 3/max 5 bar at the trolley
- Operating pressure min. 3.5 bar at the trolley, with standard nozzle mounted on the sprinkler
- Water turbine action
- Automatic disconnection at end of path
- Gear and turbine in cast iron
- Width of irrigated surface area from 26 to 40 m
- Length of irrigated surface area from 13 to 140 m
- Max running speed approx 25 mph, reducible by up to 10 mph via the speed regulator (optional) to be mounted on the water intake point of the self-propelled trolley
- Rainfall from 3 to 10 mm
- Tube winding trailer attachment device
- Requires 1" or 32 mm pipe (not included)
- 1" M sprinkler sector coupling, water hammer included

Tube winding trailer technical specifications

- Hot galvanised frame
- Can hold up to 100 m of flexible garden hose (not included)
- Winder with passage and swivel joint in brass
- Tow shaft
- Flexible pipe clip complete with couplings for connection to the self-propelled trolley

Accessories

- INMR3SA1019 - 10-25 mph speed regulator

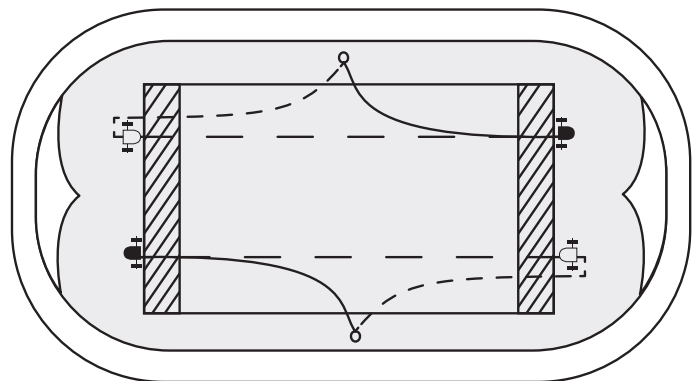


Sprinkler performance

Nozzle Ø	Pressure (bar)	Diameter (m)	Flow rate (m ³ /h)
5.95 mm	3.0	32	2.0
	4.0	34	2.2
	5.2	36	2.5
6.35 mm standard	3.5	34	2.5
	4.0	34	3.0
	4.5	35	3.2
	5.0	36	3.3
7.14 mm	4.0	36	3.1
	5.0	39	3.5

NB: the radius, range and diameter data are calculated with no wind.

Sprinkler performance



Pressure regulators | Irritec®



PRLG 3/4"

Ref.	Max intake bar	Flow rate m ³ /h	Outlet bar
INMPRLG100	5.5	0.11 - 1.59	0.7
INMPRLG150	6.2	0.11 - 1.59	1.0
INMPRLG200	6.9	0.11 - 1.59	1.4
INMPRLG250	8.2	0.11 - 1.59	1.7
INMPRLG300	8.2	0.11 - 1.59	2.0
INMPRLG350	8.2	0.11 - 1.59	2.4
INMPRLG400	8.2	0.11 - 1.59	2.7

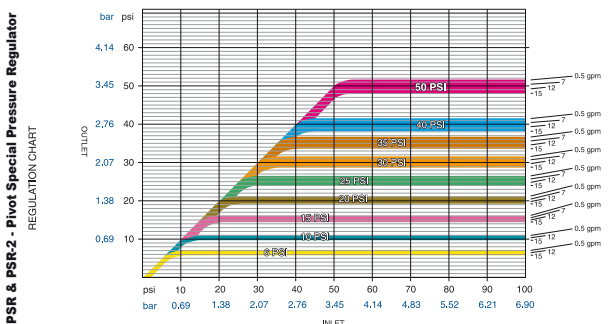
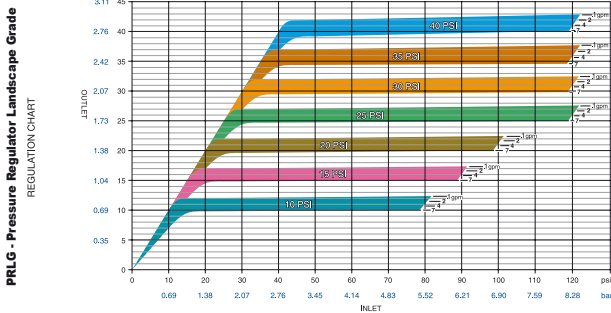
PSR 2 3/4"

Ref.	Max intake bar	Flow rate m ³ /h	Outlet bar
INMPSR60	6.8	0.11 - 3.40	0.4
INMPSR100	8.2	0.11 - 3.40	0.7
INMPSR150	9.3	0.11 - 3.40	1.0
INMPSR200	9.3	0.11 - 3.40	1.4
INMPSR250	9.3	0.11 - 3.40	1.7
INMPSR300	9.3	0.11 - 3.40	2.0
INMPSR350	9.3	0.11 - 3.40	2.4
INMPSR400	9.3	0.11 - 3.40	2.7
INMPSR500	9.3	0.11 - 3.40	3.4

PRLG and PSR 2 are pressure regulators ideal for small garden drip irrigation applications such as on hedges and potted plants. Made from tough technopolymers with springs and locking screws in high-quality stainless steel. Choose the model according to the desired outlet pressure.

Functions and technical specifications

- Outlet pressure different for each model from 0.4 (PRLG from 0.7) to 2.7 bar
- Very low head loss
- PRLG threading: intake 3/4" F, outlet 3/4" M
- PSR 2 threading: intake 3/4" F, outlet 3/4" F
- Tested with water, no adjustment necessary
- No external parts and therefore excellent corrosion resistance
- Always install downstream of all the shut-off valves



PMRMF 1"

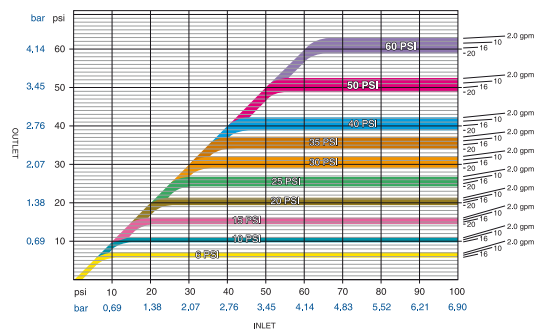
Ref.	Max intake bar	Flow rate m ³ /h	Outlet bar
INMPMRMF60	6.9	0.91-3.63	0.4
INMPMRMF100	8.2	0.91-3.63	0.7
INMPMRMF150	10.3	0.45-4.54	1.0
INMPMRMF200	10.3	0.45-4.54	1.4
INMPMRMF250	10.3	0.45-4.54	1.7
INMPMRMF300	10.3	0.45-4.54	2.0
INMPMRMF350	10.3	0.45-4.54	2.4
INMPMRMF400	10.3	0.45-4.54	2.7
INMPMRMF500	10.3	0.45-4.54	3.4
INMPMRMF600	10.3	0.45-4.54	4.1

PMRMF is the ideal pressure regulator for drip irrigation system applications on farmland and for garden drip irrigation such as on hedges, potted plants and for garden sprinklers. Made from tough technopolymers with springs and locking screws in high-quality stainless steel. Choose the model according to the desired outlet pressure.

Functions and technical specifications

- Outlet pressure different for each model from 0.4 to 4.1 bar
- Very low head loss
- Intake threading 1" F
- Outlet threading 1" F
- Tested with water, no adjustment necessary
- No external parts and therefore excellent corrosion resistance.
- Always install downstream of all the shut-off valves

PMRMF - Pressure Regulator Medium Flow
REGULATION CHART



Pressure regulators | Irritec®



PRHF 1 1/4"

Ref.	Max intake bar	Flow rate m ³ /h	Outlet bar
INMPRHF100	4,1	2.27-7.27	0,7
INMPRHF150	5,5	2.27-7.27	1,0
INMPRHF200	6,9	2.27-7.27	1,4
INMPRHF250	6,9	2.27-7.27	1,7
INMPRHF300	6,9	2.27-7.27	2,0
INMPRHF400	6,9	2.27-7.27	2,7
INMPRHF500	6,9	2.27-7.27	3,4

PRHF is the pressure regulator suitable for agricultural applications with drip irrigation, spraying and pivot applications, and in the gardening sector in drip and sprinkler systems. Made from tough technopolymers with springs and locking screws in high-quality stainless steel. Choose the model according to the desired outlet pressure.

Functions and technical specifications

- Outlet pressure different for each model from 0.7 to 3.4 bar
- Very low head loss
- Intake threading 1 1/4" F
- Outlet threading 1 1/4" F
- Tested with water, no adjustment necessary
- No external parts and therefore excellent corrosion resistance.
- Always install downstream of all the shut-off valves



PRU 2"

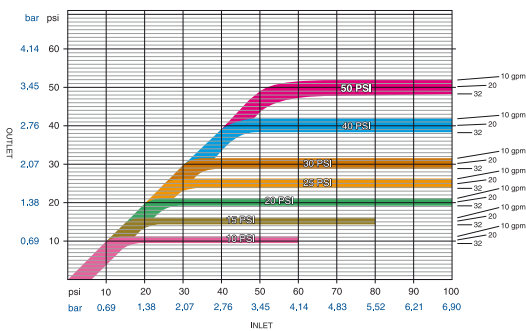
Ref.	Max intake bar	Flow rate m ³ /h	Outlet bar
INMPRU100	6,2	4.54-22.71	0,7
INMPRU150	6,5	4.54-22.71	1,0
INMPRU200	6,8	4.54-22.71	1,4
INMPRU250	7,2	4.54-22.71	1,7
INMPRU300	7,5	4.54-22.71	2,0
INMPRU400	8,2	4.54-22.71	2,7
INMPRU500	8,9	4.54-22.71	3,4
INMPRU600	9,6	4.54-22.71	4,1

PRU is the very strong flow pressure regulator, ideal for application in the golf, sports, public and private sectors. Made from tough technopolymers with springs and locking screws in high-quality stainless steel. Choose the model according to the desired outlet pressure.

Functions and technical specifications

- Outlet pressure different for each model from 0.7 to 4.1 bar
- Very low head loss
- Intake threading 2" F
- Outlet threading 2" F
- Tested with water, no adjustment necessary
- No external parts and therefore excellent corrosion resistance.
- Always install downstream of all the shut-off valves

PR-HF - Pressure Regulator High Flow
 REGULATION CHART



Microirrigation Easy Pack



Adjustable mini bubbler

Ref.	Description
INM201176	360° 4.5 mm mount
INM201194	360° rod-mounted

The mini bubbler produces an even umbrella that delicately waters the root area of the plant. The flow and range can be adjusted simultaneously by simple rotation of the head.

Functions and technical specifications

- In UV-stabilised polypropylene
- Rod-mounted model height 152 mm
- Rod-mounted model width 42 mm
- Spike-mounted model height 24 mm
- Spike-mounted model width 20 mm
- Ideal for watering small or large pots, flower beds and shrubs.

	Pressure bar	Flow rate lph	Diameter m
max adjustment in approx. 18 clicks	1	0 - 85	0 - 0.5
	1.5	0 - 103	0 - 0.8
	2	0 - 119	0 - 1.0



Adjustable dripper 5 and 8 jets

Ref.	Description
INM200016	360° 4.5 mm mount
INM200034	360° rod-mounted
INM201146	180° 4.5 mm mount
INM201164	180° rod-mounted

Produces a pattern of 5 or 8 even and delicate water jets, with spurt open and close mechanism, flow and range regulation by simple rotation of the head.

Functions and technical specifications

- In UV-stabilised polypropylene
- Rod-mounted model height 152 mm
- Rod-mounted model width 42 mm
- Spike-mounted model height 24 mm
- Spike-mounted model width 20 mm
- Ideal for watering small or large pots and tall plants in flower beds and green areas

	Pressure bar	Flow rate lph	Radius m
max adjustment in approx. 20 clicks	1	0 - 85	0 - 0.38
	1.5	0 - 103	0 - 0.52
	2	0 - 119	0 - 0.65

	Pressure bar	Flow rate lph	Diameter m
max adjustment in approx. 20 clicks	1	0 - 85	0 - 0.5
	1.5	0 - 103	0 - 0.6
	2	0 - 119	0 - 0.8



Microirrigation Easy Pack




Adjustable vortex

Ref.	Description
INM200045	360° 4.5 mm mount
INM200064	360° rod-mounted

Creates a vortex jet that evenly distributes water on the ground surface. The flow and range can be adjusted simultaneously by simple rotation of the head.

Functions and technical specifications

- In UV-stabilised polypropylene
- Rod-mounted model height 152 mm.
- Rod-mounted model width 42 mm.
- Spike-mounted model height 24 mm.
- Spike-mounted model width 20 mm.
- Ideal for watering small or large pots and tall plants in flower beds and green areas.

	Pressure bar	Flow rate lph	Diameter m
max adjustment in approx. 14 clicks	1	0 - 52	0 - 1.7
	1.5	0 - 65	0 - 2.8
	2	0 - 74	0 - 3.4




Adjustable dripper

Ref.	Description
INM200916	spike-mounted dripper 4.5 mm
INM200904	rod-mounted dripper
INM203944	rod-mounted drip line

Turbulent flow dripper, rotation of the head adjusts the flow from 0 to 6 lph at 1.0 bar pressure. The flow can be decreased or increased up to shut-off. The dripline allows multiple drippers to be connected along the micro pipe. Closing one dripper allows water to pass to the next dripper.

Functions and technical specifications

- In UV-stabilised polypropylene
- Rod-mounted model height 127 mm
- Rod-mounted model width 51 mm
- Spike-mounted model height 17 mm
- Spike-mounted model width 51 mm
- Ideal for watering plants in vegetable plots and gardens, small or large pots

	Pressure bar	Flow rate lph
regulation 6 lph at 1 bar	0.5	0 - 4.1
	0.75	0 - 5.1
	1	0 - 6.0
	1.25	0 - 6.8
	1.5	0 - 7.5



Microirrigation Easy Pack



Inverted roto jet

Ref.	Description
INM201125	360° threaded mount

Mini-sprinkler for inverted irrigation, frame with robust "C" structure. During rotation the spinner is supported between two bearings with a cover that protects the lower bearing from dust.

Functions and technical specifications

- Made in UV-resistant acetal and nylon
- Outlet hole 1.3 mm
- Height 41 mm
- Width 33 mm
- Depth 12 mm
- Ideal for greenhouses and nurseries, seedbeds, cooling systems and microclimates.

●	green base	tested at H 0.8	tested at H 2 m
	outlet hole 1.3 mm	m above ground	above ground
Pressure (bar)	Flow rate lph	Diameter m	Diameter m
1	60	4.2	5.7
1.5	74	4.5	6.1
2	86	4.8	6.5



Adjustable roto jet

Ref.	Description
INM201404	360° threaded mount

Micro sprinkler with a knob for simultaneous adjustment of flow rate and range. The robust "C" frame allows excellent water distribution uniformity.

Functions and technical specifications

- Made in UV-resistant acetal and nylon
- Outlet hole 1.5 mm
- Height 53 mm
- Width 33 mm
- Depth 23 mm
- Ideal for large flower beds, agricultural applications and shrubbery

●	yellow base	tested at H 0.2 m above ground	
	outlet hole 1.5 mm	Diameter m	Jet height m
Pressure (bar)	Flow rate lph	Diameter m	Jet height m
1	0 - 77	0 - 6.3	0 - 0.4
1.5	0 - 94	0 - 7.2	0 - 0.4
2	0 - 105	0 - 7.9	0 - 0.4



Microirrigation Easy Pack



Micro spray

Ref.	Description
INM101186	90° threaded mount
INM101196	180° threaded mount
INM101206	360° threaded mount
INM101216	strip of threaded mounts


Micro sprayers with "uniform and proportionate" precipitation rate. The bases with tabs are quick and easy to install by hand without the need for tools.

Functions and technical specifications

- Made in UV-stabilised acetal
- "Fast" 4.5 mm threaded connection
- Height 26 mm
- Width 16.2 mm
- Depth 7.7 mm
- Ideal for irrigating lawn areas and flowerbeds in general.

tested at H 0.2 m above ground									
Pressure	90° hole 1 mm		180° hole 1.4 mm		360° hole 1.9 mm		strip hole 1.4 mm		
	P	R	P	R	P	R	P	R	
bar	LPH	m	LPH	m	LPH	m	LPH	m	
0.5	21	1.2	43	1.4	85	2.8	43	2.9	
1	29	1.4	60	1.6	117	3	60	3.2	
1.5	35	1.5	75	1.7	143	3.2	75	3.5	

P = flow rate, *R* = radius



Adjustable spray jet

Ref.	Description
INM200085	90° threaded mount
INM200105	180° threaded mount
INM200125	360° threaded mount

Adjustable micro sprays, turning the knob simultaneously adjusts the flow and range, spray jet and full-circle 18-jet spray.

Functions and technical specifications

- Made in UV-stabilised acetal
- Threaded connection 10-32 UNF
- Height 38 mm
- Width 22 mm
- Depth 15 mm
- Ideal for irrigating gardens, lawn areas and flowerbeds

tested at H 0.5 m above ground		yellow base		
Pressure bar	Flow rate LPH	90°	180°	360° 18 holes
		Radius m	Radius m	Nominal m
0.5	0 - 54	0 - 1.5	0 - 1.4	0 - 5
1	0 - 77	0 - 2.1	0 - 2	0 - 5.8
1.5	0 - 94	0 - 2.6	0 - 2.3	0 - 6.4
2	0 - 105	0 - 3	0 - 2.8	0 - 7
2.5	0 - 119	0 - 3.3	0 - 3	0 - 7.5

Microirrigation Easy Pack



Adjustable spray jet on spike

Ref.	Description
INM200372	90° rod-mounted
INM200382	180° rod-mounted
INM200392	360° rod-mounted

Adjustable spike-mounted micro sprays, turning the knob simultaneously adjusts the flow and range, spray jet and full-circle 18-jet spray.

Functions and technical specifications

- Made in UV-resistant acetal and polypropylene
- 4.5 mm insert coupling
- Height 400 mm
- Width 25.2 mm
- Depth 17 mm
- The vertical rigid pipe used with the spike can be raised or lowered inside the spike to adapt to the height of the plants to be irrigated.

tested at H 0.5 m above ground		yellow base		
Pressure	Flow rate	90°	180°	360° 18 holes
bar	LPH	Radius	Radius	Nominal
		m	m	m
0.5	0 - 58	0 - 1.7	0 - 1.9	0 - 5
1	0 - 82	0 - 2.5	0 - 2.3	0 - 6.8
1.5	0 - 101	0 - 2.9	0 - 2.7	0 - 7.9
2	0 - 117	0 - 3.2	0 - 3	0 - 8.2
2.5	0 - 130	0 - 3.5	0 - 3.3	0 - 8.4



Adjustable mist

Ref.	Description
INM201485	360° threaded mist

Adjustable micro sprays, turning the knob simultaneously adjusts the flow and the full-circle mist spray.

Technical Specifications

- Made in UV-stabilised material
- Threaded connection 10-32 UNF
- Height 38 mm
- Width 22 mm
- Depth 15 mm

	Pressure	Flow rate	Nominal
	bar	LPH	m
tested at H 0.5 m above ground	0.5	0 - 9	0 - 0.4
	1	0 - 13	0 - 0.5
	1.5	0 - 15	0 - 0.5
	2	0 - 16	0 - 0.5
	2.5	0 - 18	0 - 0.5



Insert couplings

Ref.	Description
INM100406	adapter coupling 4.5 mm
INM100696	threaded adapter x 4.5 mm coupling
INM100716	"Fast" threaded adapter
INM100425	elbow coupling 4.5 mm
INM100445	Tee coupling 4.5 mm
INM100802	Coupling plugs 4.5 mm
INM100675	Cross coupling 4.5 mm

4.5 mm micro fittings, threaded for connecting pipes and sprinklers.

Technical Specifications

- In UV-stabilised material
- 4.5 mm threaded coupling uses micropipe with 4 mm interior

Microirrigation Easy Pack



Ratchet clamps

Ref.	Description
INM101336	tube clamp 16-18 mm
INM104536	threaded tube clamp 16-18 mm

Ratchet clamps to fix the 16-18 mm pipe to the pipe couplings; the self-perforating model is suitable for a fast off-take from the 16-18 mm pipe to the micropipe with 4 mm internal diameter.

Technical Specifications

- In UV-stabilised material
- Clamp for 16-18 mm pipe
- Special 16-18 clamps and pipe key punch with 4.5 mm coupling



Adapters

Ref.	Description
INM102094	adapter 1/2" F x 4.5 mm F
INM203954	adapter 3/4" F x 4.5 mm M

Adapters to connect the micropipe and micro sprays to taps and M-threaded couplings.

Functions and technical specifications

- 1/2" F-threaded NPT polypropylene adapter with self-threading connector for "Fast" M-threaded and 10-32 UNF micro sprays (pic. 1)
- Adapter in acetal with freewheel nut, 3/4" F-threaded with insert connection for easy attachment to pipes and micro sprays (pic. 2)



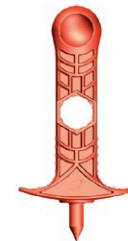
Rods and spikes

Ref.	Description
IZPDL2000N160	spike for dripline (fig. 1)
INM200836	rigid rod 20 cm (fig. 3)
INM200846	rigid rod 30 cm (fig. 3)
INM200856	rigid rod 45 cm (fig. 3)
INM100464	rod support (fig. 2)

Heavy duty spikes for professional installation of 16 mm pipes or driplines. Rigid vertical rods used to raise sprinklers above the plant foliage.

Functions and technical specifications

- Spike in black polypropylene, designed to set 16 mm pipes and driplines into the ground (pic. 1)
- Spike with support for rigid rod (not included), ideal for gardens and flower beds, made in polypropylene, height 310 mm (pic. 2)
- Rigid polypropylene rods with 4.5 mm "Fast" threaded adapter. Rod heights: 200, 300 or 450 mm (pic. 3)



Key punch

Ref.	Description
INM101934	universal key punch

The universal key punch allows the installation and removal of micro couplings and micro sprays with 4.5 mm diameter.

Technical Specifications

- Made in UV-stabilised acetal
- For 4.5 mm insert couplings
- Height 57 mm
- Width 28 mm
- Depth 12 mm



Microirrigation Easy Pack



Self-locking fittings

Ref.	Description
IEE0100M160	coupling 16 x 16 mm
IEE0200M16C	coupling 16 x 3/4" M
IEE0300M160	plug 16 mm
IEE0300M16C	F-threaded coupling Swivel 16 x 3/4"
IEE0400M160	elbow 16 x 16 mm
IEE0500M16C	elbow 16 x 3/4" M
IEE0600M160	Tee 16 x 16 x 16 mm
IEE0700M16C	Tee 16 x 3/4" M x 16 mm

Secure-grip couplings with brown self-locking nut to connect driplines and pipes in PN4 and PN6.

Functions and technical specifications

- In UV-stabilised material
- Brown nut and body.
- Compression nut for PN4 16 mm ø pipes.
- Ideal for low pressure irrigation systems such as private gardens, greenhouses and vegetable plots.



Microvalves

Ref.	Description
INM200965	"Fast" threaded micro valve
INM200865	4.5 mm micro valve coupling

Micro-valve array for sectioning part of the drip irrigation system, connections with nut, 4.5 mm insert and "Fast" thread

Functions and technical specifications

- In UV-stabilised material
- Micro valves with flow rate regulator knob
- Connector for micropipe with 4 mm internal diameter
- Ideal for micro irrigation systems that require flow control



Valves

Ref.	Description
IVE2000N160	valve 16 x 16 mm
IVE2100N16C	valve 16 x 3/4" M

Valve array for sectioning part of the drip irrigation system, connections with nut for PN4 16 mm pipe.

Functions and technical specifications

- In UV-stabilised material
- Cylinder valve with practical and manageable lever
- Compression nut for PN4 16 mm ø pipes
- Ideal for low pressure irrigation systems such as private gardens, greenhouses and vegetable plots



Pressure regulators

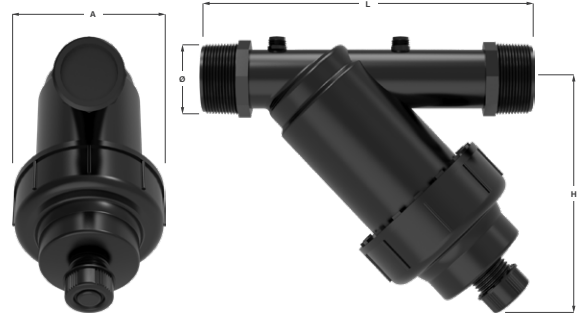
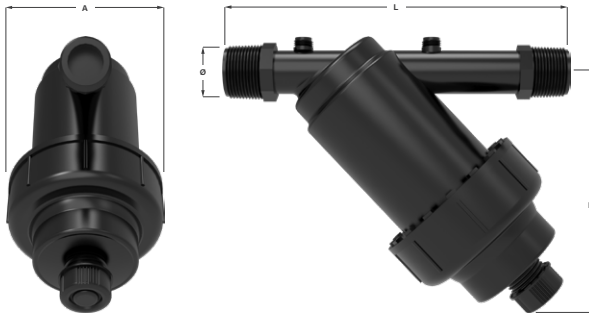
Ref.	Description
INM210463	Red, 1 bar outlet pressure
INM208233	Black, 1.8 bar outlet pressure

Pressure regulatory indispensable for drip irrigation systems. Can be assembled after the tap or in the valve box.

Technical Specifications

- Maximum intake pressure 6 bar
- Flow rate: minimum 1 lpm, maximum 30 lpm
- Rubber gasket seal on intake thread
- Intake thread 3/4" F
- Outlet thread 3/4" M

Plastic Y filter



Y filters YDV series

Ref.	Description	Ø
IFYDVCILM2C0N	YDV filter - stainless steel mesh cartridge	¾" M
IFYDVCPLM2C0N	YDV filter - polyester mesh cartridge	¾" M
IFYDVCMLM2C0N	YDV filter - disc cartridge	¾" M
IFYDVDILM2C0N	YDV filter - stainless steel mesh cartridge	1" M
IFYDVDPLM2C0N	YDV filter - polyester mesh cartridge	1" M
IFYDVDLMLM2C0N	YDV filter - disc cartridge	1" M
IFYDVDILW2C0N	YDV swivel filter - stainless steel mesh cartridge	1" F
IFYDVDPLW2C0N	YDV swivel filter - polyester mesh cartridge	1" F
IFYDVDLWLW2C0N	YDV swivel filter - disc cartridge	1" F

Y filters YEV series

Ref.	Description	Ø
IFYEVEILM2C0N	YEV filter - stainless steel mesh cartridge	1¼" M
IFYEVEPLM2C0N	YEV filter - polyester mesh cartridge	1¼" M
IFYEVEDLM2C0N	YEV filter - disc cartridge	1¼" M
IFYEVFILM2C0N	YEV filter - stainless steel mesh cartridge	1½" M
IFYEVFPLM2C0N	YEV filter - polyester mesh cartridge	1½" M
IFYEVFDLM2C0N	YEV filter - disc cartridge	1½" M
IFYEVFILW2C0N	YEV swivel filter - stainless steel mesh cartridge	1½" F
IFYEVFPLW2C0N	YEV swivel filter - polyester mesh cartridge	1½" F
IFYEVFDLW2C0N	YEV swivel filter - disc cartridge	1½" F

Y FILTERS:

Available with three types of filtering cartridge: stainless steel, polyester mesh, discs. The disc version is recommended in systems that use relatively dirty water. Oversize the filter dimensions as necessary depending on the extent of particle suspension in the water. The standard filtration is 120 mesh; other filtering cartridge sizes are available on request. Version with nut attachment (swivel) is assembled without using Teflon and tools, simplifying assembly and maintenance

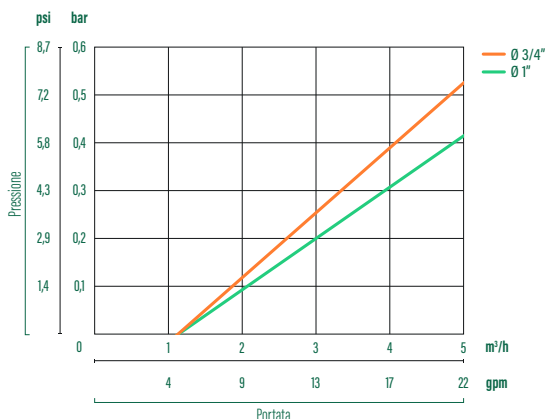
Technical Specifications

- Body and cover in polypropylene, o-rings in NBR.
- Maximum operating pressure 8 bar at 20°C.
- Nominal flow rate 5 m³/h for ¾" and 1" filters, 10 m³/h for 1 1/4" filters, filtering surface area 160 cm² and 220 cm² for 1 1/4" filters.
- Available filtering sizes: 20-30-50-75-100-155-200 mesh
- Filtering surfaces ¾" and 1" series: 160 cm² stainless steel and polyester, 170 cm² discs
- Filtering surfaces 1 1/4" and 1 1/2" series: 220 cm² stainless steel and polyester, 260 cm² discs
- 1/4" M threaded manometer couplings (unperforated)
- 3/4" M load/discharge outlet with cap for rapid filter cleaning.

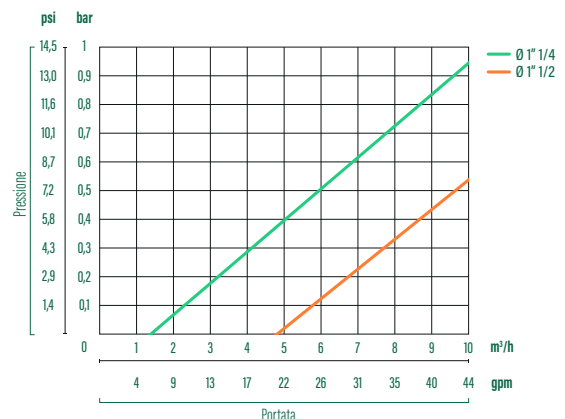
Ø	L (mm)	W (mm)	H (mm)	Weight (kg)
¾" M	152	84	138	0.22
¾" M				0.31
¾" M				0.23
1" F	152			0.31
1" F	155 (swivel)			0.31

Ø	L (mm)	W (mm)	H (mm)	Weight (kg)
1¼" M	220	103	152	0.36
1¼" M				0.54
1¼" M				0.37
1½" F	220			0.55
1½" F	225 (swivel)			0.55

Head loss diagram



Head loss diagram



Plastic Y filter



Y filters YFV series

Ref.	Description	Ø
IFYFVFILM2C0N	YFV filter - stainless steel mesh cartridge	1½" M
IFYFVFPLM2C0N	YFV filter - polyester mesh cartridge	1½" M
IFYFVDLM2C0N	YFV filter - disc cartridge	1½" M
IFYFVGILM2C0N	YFV filter - stainless steel mesh cartridge	2" M
IFYFVGPLM2C0N	YFV filter - polyester mesh cartridge	2" M
IFYFVGDLM2C0N	YFV filter - disc cartridge	2" M

Y FILTERS:

Y FILTERS:

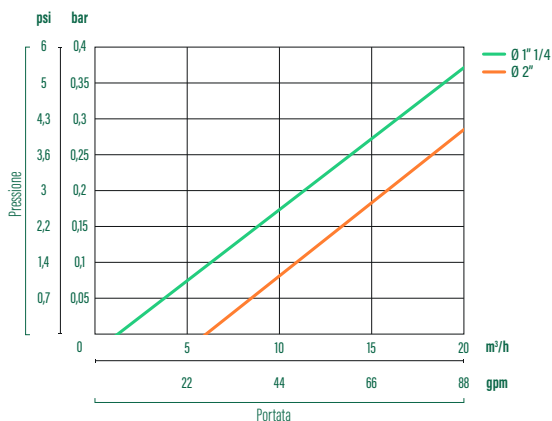
These filters are made to provide improved filtering protection to every irrigation system and are indispensable in all micro irrigation applications. Available with three types of filtering cartridge: stainless steel, polyester mesh, discs. The disc version is recommended in systems that use relatively dirty water. Oversize the filter dimensions as necessary depending on the extent of particle suspension in the water. The standard filtration is 120 mesh; other filtering cartridge sizes are available on request.

Technical Specifications

- Body and cover in polypropylene, o-rings in NBR.
- Operating pressure maximum 8 bar at 25°C.
- Nominal flow rate 20 m³/h
- Filtering surface: 4500 cm² stainless steel and polyester, 500 cm² discs
- Available filtering sizes: 20-30-50-75-100-155-200 mesh
- 1/4" M threaded manometer couplings (unperforated)
- 3/4" M discharge outlet with cap for rapid filter cleaning.

Ø	L (mm)	W (mm)	H (mm)	Weight (kg)
1½" M	258	140	188	0.7
1½" M				1.1
1½" M				0.8
2" M				1.2
2" M				
2" M				

Head loss diagram



Y filters YGF series

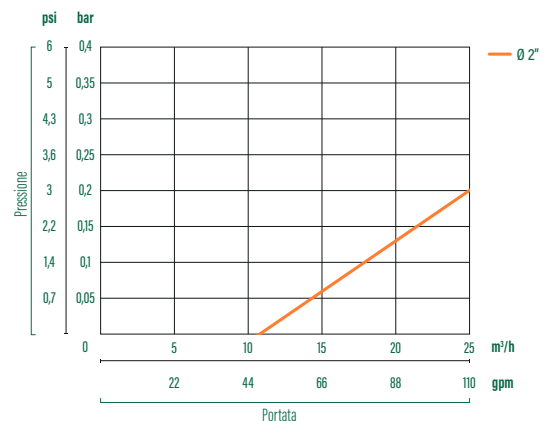
Ref.	Description	Ø
IFYGFGILM2C0N	YGF filter - stainless steel mesh cartridge	2" M
IFYGFGPLM2C0N	YGF filter - polyester mesh cartridge	2" M
IFYGFGDLM2C0N	YGV filter - disc cartridge	2" M

Technical Specifications

- Body and cover in black polypropylene, o-rings in NBR.
- Practical closing clamp in stainless steel.
- Operating pressure maximum 8 bar at 25°C.
- Nominal flow rate 25 m³/h.
- Filtering surface: 830 cm² stainless steel, 990 cm² polyester, 960 cm² discs
- Available filtering sizes: 75-120-155 mesh.
- 1/4" M threaded manometer couplings (unperforated)
- 3/4" F discharge outlet with cap for rapid filter cleaning.

Ø	L (mm)	W (mm)	H (mm)	Weight (kg)
2" M	400	250	260	3.3
2" M				3.2
2" M				4.1

Head loss diagram



Micro tubes



Irritec micropipe PE PEM

Ref.	Internal ø	External ø	Length Reel
FME05030D	3.0 mm	5.0 mm	25 m
FME05030E	3.0 mm	5.0 mm	50 m
FME05030MM	3.0 mm	5.0 mm	400 m
FME06040D	4.0 mm	6.0 mm	25 m
FME06040E	4.0 mm	6.0 mm	50 m
FME06040MI	4.0 mm	6.0 mm	250 m

Irritec micropipe PE PEM

Irritec pipe for micro-irrigation and drip irrigation, in special polyethylene (PE PEM), allows the positioning of drippers and micro-sprays and extending of water emission points.

Ideal for creating off-takes in drip irrigation systems, on surface areas with vegetable plots, plants and trees, to reach individual pots on balconies or verandas or for greenhouse and nursery irrigation.


Irritec micropipe PVC 200

Ref.	Internal ø	External ø	Length Reel
FM005030D	3.0 mm	5.0 mm	25 m
FM005030E	3.0 mm	5.0 mm	50 m
FM005030MM	3.0 mm	5.0 mm	400 m
FM006040D	4.0 mm	6.0 mm	25 m
FM006040E	4.0 mm	6.0 mm	50 m
FM006040MI	4.0 mm	6.0 mm	250 m

Irritec micropipe PVC 200

Irritec pipe for micro-irrigation and drip irrigation, in special soft polyethylene (PVC 200), allows the positioning of drippers and micro-sprays and extends the water emission points. Unlike other micropipe reels commonly found on the market, the Irritec PVC 200 is made from PVC and is therefore tougher and more resistant to pressure, weather and UV rays.

Fittings | Connecto™ Plus




Connecto™ Plus

Ref.	Fig.	Description	Dimensions
IQ90120F0UXXX	1	901 - F-threaded fitting	from 16 to 110 ø - from 1/2" to 4"
IQ9102000UXXX	2	910 - Coupling	from 16 to 110 ø
IQ91120M0UXXX	3	911 - M-threaded fitting	from 16 to 110 ø - from 1/2" to 4"
IQ9122000UXXX	4	912 - Reduced coupling	from 16 to 110 ø
IQ9132000UXXX	5	913 - 90° elbow	from 16 to 110 ø
IQ9142000UXXX	6	914 - 90° tee	from 16 to 110 ø
IQ91520F0UXXX	7	915 - F-threaded 90° Tee	from 16 to 110 ø - from 1/2" to 4"
IQ91620M0UXXX	8	916 - M-threaded 90° tee	from 16 to 110 ø - from 1/2" to 4"
IQ91820F0UXXX	9	918 - 90° elbow with F-threaded off-take	from 16 to 110 ø - from 1/2" to 4"
IQ91920M0UXXX	10	919 - 90° elbow with M-threaded off-take	from 16 to 110 ø - from 1/2" to 4"
IQ92020D0UXXX	11	920 - flanged coupling	from 50 to 110ø - from DN50 to DN100
IQ9212000UXXX	12	921 - Plug	from 16 to 110 ø
IQ9242000UXXX	13	924 - 90° reduced tee	from 20 to 63 ø
IQ93120M0UXXX	14	931 - M-threaded coupling in nickel-plated brass	from 20 to 63 ø - from 1/2" to 2"
IQ93220F0UXXX	15	932 - F-threaded coupling in nickel-plated brass	from 20 to 63 ø - from 1/2" to 2"
IQ93520M0UXXX	16	935 - M-threaded 90° elbow in nickel-plated brass	from 20 to 63 ø - from 1/2" to 2"

The Connecto Plus™ range of compression connectors is designed to convey highly pressurised fluids for thermo-hydraulic applications. It is a product range that satisfies the strictest international regulations in terms of mechanical properties.

Materials

Component	Material	Colour
Body (A)	Black heterophasic polypropylene block (PP-B) with exceptional mechanical properties also at high temperatures	Black
Locking bush (D)	Polypropylene	Black
Nut (B)	Master-dyed polypropylene block, strongly blue UV-stabilised and heat resistant	Blue (RAL 5005)
Clinching ring (C)	High-mechanical strength polyacetal resin (POM)	White
O-ring	E O-ring in special food-grade acrylonitrile (NBR) for 16-20-25-32-75-90 and 110 diameters	Black
	E1 Lip gasket in special food-grade acrylonitrile (NBR) for 40-50 and 63 diameters	
Reinforcing ring	AISI 430 stainless steel for 1 1/4" to 4" F-threading	-



Rapid assembly without removing the nut

In the 40, 50 and 63 mm diameters there is a lip gasket seal.

Reference regulations

- Flanges: UNI EN 1092-1:2007; ISO7005-1:2011
- Tubes in polyethylene (PE): UNI 7990:2004; UNI EN 12201-2:2004; DIN 8074:1999
- Threading: ISO 7-1:2007; UNI EN 10226-1:2006; UNI EN ISO 228-1:2003; ANSI ASME B1.20.1:1983
- Operating pressures: UNI 9561:2006; DIN 8076:2007; ISO 14236:2000; GW 335-B3:2011; SANS 14236:2003; AS/NZS 4129:2008

Operating pressures

Connecto Plus offers maximum operating pressure (PN-PFA*) of 16 bar (UNI 9561) for the 16 to 63 diameters and PN10 for 75 to 110 diameters, at a temperature of 20°C. Depending on the load application duration and temperature, the following maximum operating pressures are permitted:

ø	PFA*	PMA*	PEA*
16-63	16	20	24
75-110	10	12.5	10

Temperature (°C)	from -10 to +25	from +26 to +35	from +35 to +45
PFA* (PN)	16	12.5	10
PFA* (PN)	10	8	6

* EN 805 standard

Fittings | Connecto™



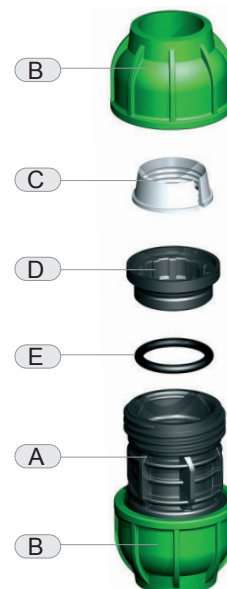
Connecto™

Ref.	Fig.	Description	Dimensions
IQ20120F0UXXX	1	201 - F-threaded fitting	from 16 to 110 ø - from 1/2" to 4"
IQ2102000UXXX	2	210 - Coupling	from 16 to 110 ø
IQ21120M0UXXX	3	211 - M-threaded fitting	from 16 to 110 ø - from 1/2" to 4"
IQ2122000UXXX	4	212 - Reduced coupling	from 16 to 110 ø
IQ2132000UXXX	5	213 - 90° elbow	from 16 to 110 ø
IQ2142000UXXX	6	214 - 90° tee	from 16 to 110 ø
IQ21520F0UXXX	7	215 - F-threaded 90° Tee	from 16 to 110 ø - from 1/2" to 4"
IQ21620M0UXXX	8	216 - M-threaded 90° tee	from 16 to 110 ø - from 1/2" to 4"
IQ21820F0UXXX	9	218 - 90° elbow with F-threaded off-take	from 16 to 110 ø - from 1/2" to 4"
IQ21920M0UXXX	10	219 - 90° elbow with M-threaded off-take	from 16 to 110 ø - from 1/2" to 4"
IQ2212000UXXX	11	221 - Plug	from 16 to 110 ø
IQ22220F0NXXX	12	222 - 90° elbow for pop-ups	from 22 to 32 ø - from 1/2" to 3/4"
IQ2242000NXXX	13	224 - 90° reduced tee	from 20 to 75 ø
IQ22320F0NXXX	14	223 - Wall plate	from 20 to 25 ø - from 1/2" to 3/4"
IQKFCN000V0AH	15	Locking key for Connecto and Connecto Plus	from 16 to 75 ø
IQKFCN000V0GL	15	Locking key for Connecto and Connecto Plus	from 63 to 110 ø

The Connecto™ line of compression fittings was designed to convey pressurised fluids, particularly suitable for irrigation and gardening systems, and is characterised by its great speed and ease of assembly without removing the nut.

Materials

Component	Material	Colour
Body (A)	High viscosity and mechanical strength polypropylene	Black
Locking bush (D)	Polypropylene	Black
Nut (B)	Master-dyed polypropylene block, strongly UV-stabilised and heat resistant	Green
Clinching ring (C)	High-mechanical strength polyacetal resin (POM)	White
O-ring (E)	Acrylonitrile butadiene rubber (NBR)	Black
Reinforcing ring	AISI 430 stainless steel for 2" to 4" F-threading	-



Rapid assembly without removing the nut

Reference regulations

- Operating pressures: UNI 9561:2006; DIN 8076:2007; ISO 14236:2000; GW 335-B3:2011; SANS 14236:2003; AS/NZS 4129:2008
- Tubes in polyethylene (PE): UNI 7990:2004; UNI EN 12201-2:2004; DIN 8074:1999
- Threading: ISO 7-1:2007; UNI EN 10226-1:2006; UNI EN ISO 228-1:2003; ANSI ASME B1.20.1:1983GE; UNI EN 1092-1:2007; ISO 7005-1:2011

Operating pressures

The Connecto™ range is designed for maximum operating pressures (PN-PFA*) of 10 bar (UNI 9561) from 16ø to 110ø, except for articles 201, 210, 211, 212 and 221 from 16ø to 32ø which allow a maximum operating pressure (PN-PFA) of 12.5 bar.

ø	PFA*	PMA*	PEA*
16-63	16	12.5	15
75-110	10	12.5	15

* EN 805 standard

Fittings | Irritec®



103 - Simple clamp saddle

Ref.	DxG
IS1032XXXXXX	from 20 to 160 ø - from 1/2" to 3"

Clamp saddle range for side off-takes on polyethylene (PE) pipes in the following sizes:

- Article 103 with single off-take Tube coupling diameter from 20ø to 160ø and 1/2" to 3" threaded off-takes, supplied with 2, 4 and 6 bolts depending on the diameters
- Article 105 with single off-take Tube coupling diameter from 20ø to 315ø and 1/2" to 4" threaded off-takes, supplied with 2, 4 and 6 bolts depending on the diameters and metal reinforcing ring on the off-take threading.

Materials

Component	Material	Colour
Body and cover (A)	Block copolymerized polypropylene, highly UV-stabilised	Black
O-ring (B)	NBR 70 Shore A	Black
Reinforcing ring (C)	AISI 430 stainless steel for types 105 - 106 only	-
Fasteners (D)	Screws and nuts in zinc-plated steel. UNI 5739-threaded hex head screws. UNI 5588-compliant nuts	Zinc-plated steel

Sanitation requirements

The clamp saddle range is suitable for conveying liquid foodstuffs provided the materials used comply with current national and international regulations.

Laboratory testing

The high quality of the products is guaranteed by periodic quality controls involving rigorous laboratory testing under the strictest test conditions.

Operating pressures

The clamp saddle range allows a maximum operating pressure (PN-PFA) that varies between 4 and 16 bar, at a temperature of 20°C. See the itemised PN-PFA values indicated in the tables for each product.

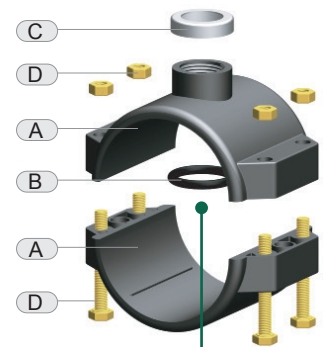
Reference regulations

- For PE pipes: UNI 7990, DIN 8074, UNI EN 12201
- Threading: UNI ISO 7/1, UNI ISO 228/1, ANSI ASME B1-20.1
- International standards: ISO 13460



105 - Simple clamp saddle with reinforcing ring

Ref.	DxG
IS1052XXXXXX	from 20 to 160 ø - from 1/2" to 3"



Does not drop when inserted



Fittings | Irritec®




Couplings with nut Series 800

Ref.	Description	Connections ø x C
IE80120F0N20B	801 - F-threaded coupling	20 x ½"
IE80120F0N20C	801 - F-threaded coupling	20 x ¾"
IE80220F0N16C	802 - F-threaded swivel coupling	16 x ¾"
IE8102000N160	810 - coupling	16 x 16
IE8102000N200	810 - coupling	20 x 20
IE81120M0N16B	811 - M-threaded coupling	16 x ½"
IE81120M0N16C	811 - M-threaded coupling	16 x ¾"
IE81120M0N20B	811 - M-threaded coupling	20 x ½"
IE81120M0N20C	811 - M-threaded coupling	20 x ¾"
IE81130M0N20D	811 - M-threaded coupling	20 x 1"
IE8122000N20A	812 - reduced coupling	20 x 16
IE8132000N160	813 - plug	16
IE8132000N200	813 - plug	20
IE8142000N160	814 - 90° tee	16 x 16 x 16
IE8142000N200	814 - 90° tee	20 x 20 x 20
IE8142000N20A	814 - 90° tee	20 x 16 x 20
IE81620M0N16B	816 - M-threaded 90° tee	16 x ½" x 16
IE81620M0N16C	816 - M-threaded 90° tee	16 x ¾" x 16
IE81620M0N20B	816 - M-threaded 90° tee	20 x ½" x 20
IE81620M0N20C	816 - M-threaded 90° tee	20 x ¾" x 20
IE81620M0N20D	816 - M-threaded 90° tee	20 x 1" x 20
IE8232000N160	823 - 90° elbow	16 x 16
IE8232000N200	823 - 90° elbow	20 x 20
IE82420M0N16B	824 - M-threaded 90° elbow	16 x ½"
IE82420M0N16C	824 - M-threaded 90° elbow	16 x ¾"
IE82420M0N20B	824 - M-threaded 90° elbow	20 x ½"
IE82420M0N20C	824 - M-threaded 90° elbow	20 x ¾"

Couplings in PP with tight seal nut for pipes and driplines, particularly suitable for installations where any loosening of couplings and subsequent water leaks could cause inconvenience and damage. Particularly indicated for gardening drip irrigation systems. Can be used for heavy duty driplines and for pipes in PN4 and PN6 polyethylene.

Technical Specifications

- Body and nut in polypropylene (PP)
- Compression nut for 16 and 20 mm diameters
- Resistant to corrosion, UV rays and chemical products
- Operating pressure 4 bar at 20°C
- Max operating temperature 60°
- Unscrew the nut in an anticlockwise direction and fit it into the pipe or tab, insert the dripline or pipe to beyond the locking "tab" on the coupling. Lastly, tighten the nut by hand, turning it clockwise



Tube couplings Series 600

Ref.	Description	Connections ø x C
IP6002000N160	600 - plug	16
IP6002000N200	600 - plug	20
IP60250M0N16B	602 - M-threaded coupling	16 x ½"
IP60250M0N16C	602 - M-threaded coupling	16 x ¾"
IP60250M0N20B	602 - M-threaded coupling	20 x ½"
IP60250M0N20C	602 - M-threaded coupling	20 x ¾"
IP6035000N20A	603 - reduced coupling	20 x 16
IP6042000N160	604 - coupling	16 x 16
IP6042000N200	604 - coupling	20 x 20
IP6062000N160	606 - 90° tee	16 x 16 x 16
IP6062000N200	606 - 90° tee	20 x 20 x 20
IP60820M0N16B	608 - M-threaded 90° tee	16 x ½" x 16
IP60820M0N16C	608 - M-threaded 90° tee	16 x ¾" x 16
IP60820M0N20B	608 - M-threaded 90° tee	20 x ½" x 20
IP60820M0N20C	608 - M-threaded 90° tee	20 x ¾" x 20
IP6162000N16B	616 - 90° tee	16 x 20 x 16
IP6165000N20A	616 - 90° tee	20 x 16 x 20
IP6405000N160	640 - 90° elbow	16 x 16
IP6405000N200	640 - 90° elbow	20 x 20
IP64150M0N16B	641 - M-threaded 90° elbow	16 x ½"
IP64150M0N16C	641 - M-threaded 90° elbow	16 x ¾"
IP64150M0N20B	641 - M-threaded 90° elbow	20 x ½"
IP64150M0N20C	641 - M-threaded 90° elbow	20 x ¾"
IP6436000N160	643 - cross	16x16x16x16
IP64820F0N16B	648 - coupling with nut	16 x ½"
IP64820F0N16C	648 - coupling with nut	16 x ¾"
IP64820F0N20C	648 - coupling with nut	20 x ¾"

Couplings in PP with dual-lock tube coupling that has a tighter grip on the tube, particularly suitable for connecting tubes in PE and drip lines.

Technical Specifications

- Body in polypropylene
- Double-sealed tube connector
- For tube diameters 16 and 20 mm
- Resistant to corrosion, UV rays and chemical products
- Maximum operating pressure 6 bar at 20°C
- A ratchet clamp is recommended for pressures higher than 4 bar
- Max operating temperature 60°C
- Insert the drip line or tube to beyond the double/triple locking "tab" on the coupling



Fittings | Irritec®



Tape and P1 couplings and valves

Ref.	Description	Connections ø x C
IE8505000N00T	850 - Tape coupling	Tape 16
IE85250M0N20T	852 - Tape M-threaded coupling	Tape 16 x ½"
IE85250M0N25T	852 - Tape M-threaded coupling	Tape 16 x ¾"
IE8575000N00T	857 - Tape 90° tee	Tape 16
IE8585000N00T	858 - Tape 90° elbow	Tape 16
IVVMT27M0N20T	VMT - Tape cylinder valve	Tape 16 x ½"
IVVMT27M0N25T	VMT - Tape cylinder valve	Tape 16 x ¾"
IVVTT2700N00T	VTT - Tape cylinder valve	Tape 16
IKVTB2700N25T	VTB - off-take barb 250 x Tape 16	barb x Tape 16

Couplings for P1[®] and IrritecTape™ light driplines, made from polymers that guarantee strong resistance and long life, functional and practical as a result of the closing ring nut, built to satisfy the highest market quality standards.

Functions and technical specifications

- Body and nut in polypropylene
- Extremely reliable ring nut coupling for Light or Tap driplines with 16 mm diameters
- Resistant to corrosion, UV rays and chemical products
- Maximum operating temperature 60°C
- Maximum operating pressure 4 bar at 20°C
- Paired with 16 mm dripline:
 - minimum thickness 0.15 mm
 - maximum thickness 0.60 mm
- Turn the nut clockwise up to the end, insert the light dripline in the pipe holder section of the coupling, then turn the same nut anticlockwise until it blocks the light dripline against the coupling.
- To insert the VTB valve into the pipe, make a 5 mm hole with the FUS series key punch



Tube couplings Series 830

Ref.	Description	Connections ø x C
IE8306000N160	830 - coupling	16 x 16
IE8306000M170	830 - coupling *	17 x 17
IE8306000N200	830 - coupling	20 x 20
IE83260M0N16B	832 - M-threaded coupling	16 x ½"
IE83260M0N16C	832 - M-threaded coupling	16 x ¾"
IE83260M0M17B	832 - M-threaded coupling *	17 x ½"
IE83260M0M17C	832 - M-threaded coupling *	17 x ¾"
IE8342000N050	834 - 90° tee	for Minidrip [®]
IE8346000N160	834 - 90° tee	16 x 16 x 16
IE8346000M170	834 - 90° tee *	17 x 17 x 17
IE8346000N200	834 - 90° tee	20 x 20 x 20
IE8352000N050	835 - 90° elbow	for Minidrip [®]
IE8352000N160	835 - 90° elbow	16 x 16
IE8352000M170	835 - 90° elbow *	17 x 17
IE8362000N050	836 - tee with off-take coupling	for Minidrip [®]

(*) brown coupling

Polypropylene couplings with dual-lock pipe connector that gives a strong and secure grip on the dripline. Specifically for connecting heavy driplines and Irritec[®] Minidrip[®] lines.

Functions and technical specifications

- Body in black polypropylene for Minidrip[®] couplings
- Body in black polyoxymethylene (POM) for 16, 17 and 20 mm diameters
- Double-sealed pipe connector
- For pipe diameters 16, 17 and 20 mm
- Resistant to corrosion, UV rays and chemical products
- Maximum operating pressure 4 bar at 20°C
- Max operating temperature 60°C
- No additional clamps are necessary. The off-take for driplines is suitable for pairing with driplines that have the following specifications:
 - ext. 16 mm ø, min. thickness 0.9 mm, max. thickness 1.2 mm
 - ext. 17 mm ø, min. thickness 0.9 mm, max. thickness 1.2 mm
 - ext. 20 mm ø, min. thickness 0.9 mm, max. thickness 1.5 mm
- Insert the dripline to beyond the double locking "tab" on the coupling

"V" Series cylinder valves | Irritec®



"V" series cylinder valves

Ref.	Description	Connections ø x C
IVVEE2700N160	VEE - PN4 16 ø double fitting	16 x 16
IVVEE2700N200	VEE - PN4 20 ø double fitting	20 x 20
IVVME27M0N16B	VME - M-threaded x coupling PN4	16 x 1/2" M
IVVME27M0N16C	VME - M-threaded x coupling PN4	16 x 3/4" M
IVVME27M0N20B	VME - M-threaded x coupling PN4	20 x 1/2" M
IVVME27M0N20C	VME - M-threaded x coupling PN4	20 x 3/4" M
IVVMM27M0N200	VMM - M-threaded x M-threaded	1/2" M x 1/2" M
IVVMM27M0N250	VMM - M-threaded x M-threaded	3/4" M x 3/4" M
IVVMP27M0N16B	VMP - M-threaded x tube coupling	16 x 1/2" M
IVVMP27M0N16C	VMP - M-threaded x tube coupling	16 x 3/4" M
IVVMP27M0N20B	VMP - M-threaded x tube coupling	20 x 1/2" M
IVVMP27M0N20C	VMP - M-threaded x tube coupling	20 x 3/4" M
IVVPP2700N160	VPP - tube coupling x tube coupling	16 x 16
IVVPP2700N200	VPP - tube coupling x tube coupling	20 x 20

Cylinder valve in polypropylene reinforced with fibreglass and UV-stabilised. O-rings in NBR, resistant to chemical agents present in fertigation, made from polymers that guarantee strong resistance and long life, works through an open and close lever that is manageable and practical, built to satisfy the highest market quality standards.

Functions and technical specifications

- Body and nut in polypropylene
- Manageable and practical lever for rapid opening and closing.
- Resistant to corrosion, UV rays and chemical products
- Wide range of versions available to satisfy the most diverse applications
- Maximum operating temperature 60°C
- Maximum operating pressure 4 bar at 20°C
- Paired with 16 and 20 mm diameter pipes
- Unscrew the nut in an anticlockwise direction and fit it into the pipe or tab, insert the dripline or pipe to beyond the locking "tab" on the coupling. Lastly, tighten the nut by hand, turning it clockwise (for VEE and VME)
- Insert the dripline or pipe to beyond the double/triple locking "tab" on the coupling (for VPP and VMP)

Fittings | Irritec®



Threaded fittings in PP

Ref.	Description	
Series 607	607 - threaded nipple	models from ½" to 4"
Series 609	609 - F-threaded cap	models from ½" to 4" *
Series 610	610 - M-threaded plug	models from ½" to 4"
Series 619	619 - threaded reduced nipple	models from ½" to 4"
Series 620	620 - threaded coupling	models from ½" to 4" *
Series 621	621 - threaded reduced coupling	models from 3/8" to 4" *
Series 622	622 - M/F-threaded reducer	models from 3/8" to 2"
Series 623	623 - M/F-threaded bush	models from 3/8" to 4"
Series 625	625 - M/F-threaded increaser	models from ½" to 2"
Series 626	626 - F-threaded 90° elbow	models from ½" to 4" *
Series 627	627 - M/F-threaded 90° elbow	models from ½" to 1"
Series 630	630 - F-threaded 90° tee	models from ½" to 4" *
Series 633	633 - F-threaded cross	models from 2" to 4" *
Series 605	605 - M-threaded 90° tee	models from ½" to 4"
Series FSP	FSP - tank coupling complete with o-ring	models from 1" to 1¼"

½" to 4" threaded fittings in polypropylene, highly practical for use in irrigation systems with any type of compression coupling with threaded outlet. The assortment of fitting configurations satisfies any installation need as it is possible to create curves or multiple/tee off-takes.

Functions and technical specifications

- Couplings in black polypropylene
- Cylinder threading compliant with UNI EN 10226-1
- Dimensions: from 3/8" ø to 4" ø
- Resistant to corrosion, UV rays and chemical products
- Operating temperature: from 0°C to 60°C
- Maximum operating pressure 10 bar at 20°C
- Place two Teflon circles on the male threadings for watertightness

PP

Polypropylene is the polyolefin material most used in industrial and civil engineering pipes (also known as mopen). PP offers maximum unalterable durability and strong resistance to corrosion in conveying chemical substances, retaining excellent mechanical properties. It is also suitable for transporting food substances as it is D.M. 102 approved.



Air release valves for hydrants | Irritec®



Air release valves

Ref.	Description	G	discharge ø
IVSUP2AM0N250	SUP - Leakproof release valve	¾"	-
IVSUP2AM0N320	SUP - Leakproof release valve	1"	-
IVSUF2AM0N250	SUF - Threaded release valve	¾"	⅜"
IVSUF2AM0N320	SUF - Threaded release valve	1"	⅜"
IVSSEN0M0N25C	SSE - Single effect release valve	¾"	¾"
IVSSEN0M0N32C	SSE - Single effect release valve	1"	¾"
IVSSEN0M0N63D	SSE - Single effect release valve	2"	1"
IVSDE00000320	SDE - Double effect release valve	1"	¾"
IVSDE00000630	SDE - Double effect release valve	2"	1"
IVSTE00000630	STE - triple-effect release valve	2"	1"

The air release valves are devices that allow air to be expelled from pressurised pipes, avoiding the possible formation of overpressure or depressurisation that could damage the irrigation system and its components (sprinklers, valves, etc.). Normally installed in the highest points of the pipes, compulsorily in a vertical position, they are resistant to corrosion, UV rays and the most common chemical products used in farming and gardening.

Functions

The choice and type of air release valves depends on the function performed:

- Single effect: outgassing of the water during operation (indicated for driplines and pipes)
- Double effect: air expulsion during pipe fill and backdraught during emptying of the system (indicated for driplines and pipes)
- Triple effect: air expulsion during pipe fill, backdraught during emptying and pressurised outgassing (indicated for pipes and driplines)

Technical Specifications

- Body, cover and float in polypropylene for series SUP-SUF
- Body and cover in nylon for series SSE-SDE-STE
- Gaskets and O-rings in NBR for series SUF-SUP-SSE-STE
- Gaskets in EPDM and O-ring in NBR for series SDE
- Float in expanded polystyrene for series SSE-STE
- Float: expanded polypropylene for series SDE
- Resistant to corrosion and UV rays
- Operating pressure from 0.2 to 10 bar (SUP, SUF, SSE)
- Operating pressure from 0.2 to 15 bar (SDE)
- Operating pressure from 0.2 to 12 bar (STE)
- Max operating temperature 60°

Ref.	Dimensions
IVSUP2AM0N250	57 mm x total H 140 mm
IVSUP2AM0N320	57 mm x total H 140 mm
IVSUF2AM0N250	57 mm x total H 135 mm
IVSUF2AM0N320	57 mm x total H 135 mm
IVSSEN0M0N25C	80 mm x total H 200 mm
IVSSEN0M0N32C	80 mm x total H 200 mm
IVSSEN0M0N63D	100 mm x total H 270 mm
IVSDE00000320	80 mm x total H 133 mm
IVSDE00000630	100 mm x total H 270 mm
IVSTE00000630	100 mm x total H 270 mm



Mini-hydrants

Ref.	Description	Connection (ø)
IVIDS20M0V025	fast lock mini-hydrant	¾" M
IVIDS20M0V032	fast lock mini-hydrant	1" M
IVCHS20M0N250	mini-hydrant key	¾" M

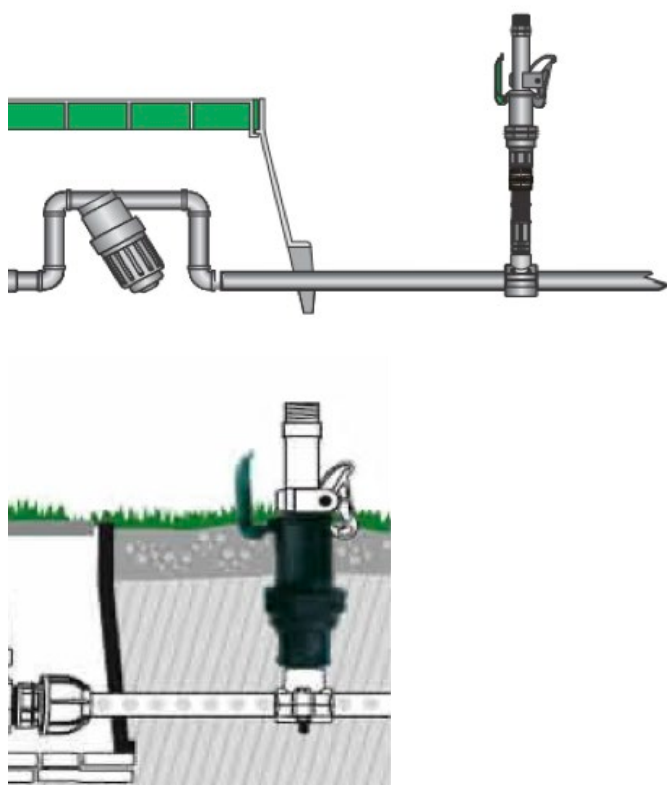
This hydrant socket can create a water emission point on a watering hose or a direct connection to a sprinkler. To operate, it is sufficient to insert the key into the hydrant until the hook is attached. This bayonet coupling facilitates insertion of the key also in pressurised pipes. Use of the special key reduces the risk of use by unauthorised persons.

Hydrant functions and technical specifications


- Hydrant in polypropylene
- O-ring in NBR
- Piston in acetal resin (POM)
- Spring in AISI 305 stainless steel
- Hydrant height 150 mm, max. footprint 63 mm
- Green snap-lock cover
- Operating pressure from 0.5 to 8 bar

Key functions and technical specifications

- Key with bayonet insertion
- Key in polypropylene
- Height 175 mm, max. footprint 57 mm



Ball tap and valve | Irritec®



VSD

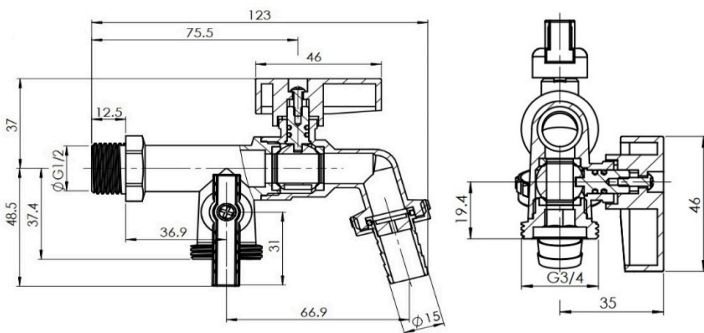
Ref.	Description	Connections G x G
INMVSD0200	Dual outlet tap	½" M x ¾" x ¾" M

The VSD dual outlet tap is the perfect solution for having 2 independent connections in the garden. This ingenious device allows you to connect a tap-mounted programmer for irrigation, leaving the other outlet free for attaching the rubber hose. Due to its compact dimensions, it is particularly suitable for balconies, garages, terraces and gardens. Both the 3/4" threaded outlets have fully independent open and close taps.

Technical Specifications

- Dual outlet ball valve
- Body, ball and pivots in chrome-plated brass CW617 CW614
- Handles in green aluminium alloy
- Small parts in zinc-plated steel
- Removable rapid pipe coupling
- Intake threading ½" M
- Outlet threading ¾" M and ¾" M
- Maximum operating pressure 10 bar
- Operating temperature: from -20°C to 120°C
- Weight, including packaging, 0.316 kg
- Multi-language blister pack

Dimensions



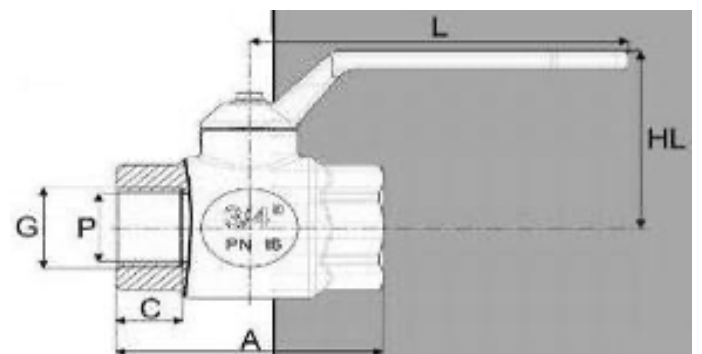
V50 and V52

Ref.	Description	Connections ø x C
INV5032ARSN200	V50 - ball valve in PP	½" F x ½" F
INV5032ARSN250	V50 - ball valve in PP	¾" F x ¾" F
INV5032ARSN320	V50 - ball valve in PP	1" F x 1" F
INV5032ARSN400	V50 - ball valve in PP	1¼" F x 1¼" F
INV5032ARSN500	V50 - ball valve in PP	1½" F x 1½" F
INV5032ARSN630	V50 - ball valve in PP	2" F x 2" F
INV52A2ARSN200	V52 - ball tap in PP	½" M x 15
INV52A2ARSN250	V52 - ball tap in PP	¾" M x 20
INV52A2ARSN320	V52 - ball tap in PP	1" M x 26

The V50 ball valves in polypropylene (PP) combine the advantages of metal valves with common plastic valves. In short, this feature makes them an innovative product and effective solution in sectors such as irrigation and gardening where the performance of other products, considered individually, is not sufficient. In fact, the PP valves have a weight-volume ratio suitable for mounting on plastic pipes, yet retain an excellent seal and mechanical strength. The solid body means there is no risk of leaks. The special material guarantees excellent resistance to weather and saline environments, a good performance across temperature ranges and resistance to UV rays.

Technical Specifications

- Body in black PP reinforced with fibreglass
- Single body FxF threaded (ISO 228/1)
- Brass rod and chrome-plated brass ball valve
- Lever handle in nylon and fibreglass
- Operating temperature: from 0°C to 75°C
- Maximum operating pressure 16 bar
- Series V52 tap complete with outlet pipe coupling



Dimensions

DN	G	A	C	P	HL	L	HF	F	K	Weight (g)
		(mm)	(mm)	(mm)	(mm)	(mm)	(mm)	(mm)	(m³/h)	
015	½"	61	15.5	15	55	102	50	65	9.5	96/95¹
020	¾"	72	17.5	20	59	102	54	65	19.0	143/142¹
025	1"	84	20.5	25	73	120	70	82	38.5	252/254¹
032	1¼"	98	23.0	32	78	120	75	82	60.0	409/411¹
040	1½"	108	23.0	40	95	146	-	-	125.0	637
050	2"	131	29.0	50	103	146	-	-	310.0	1040

Tools | Irritec[®]



Standard pipe cutter

Ref.	Description
IITTE402E	16-42 mm stainless steel blade, body in aluminium

Standard pipe cutter with body in aluminium and blade in HRC52-58 stainless steel.

Functions and technical specifications

- Quick and precise cutting
- Facilitates pipe insertion into compression couplings
- Ratchet operation
- Safety hook
- For PVC and PE pipes up to 42 mm
- In blister packs with barcode



Professional pipe cutters

Ref.	Description
IITTP428	16-42 mm stainless steel blade, body in aluminium
IITTP430	16-64 mm stainless steel blade, body in aluminium

Professional pipe cutters for intense and ongoing use, with aluminium body and HRC52-58 stainless steel blade.

Functions and technical specifications

- Quick and precise cutting
- Facilitates pipe insertion into compression couplings
- Non-slip handle
- Ratchet operation
- Safety hook
- For PVC and PE pipes up to 42 or 64 mm
- In blister packs with barcode



Tube cutter for small diameters

Ref.	Description
IITTE404J	20 mm tube cutter

Tube cutter for mini pipes and driplines with body in ABS and blade in steel.

Functions and technical specifications

- Quick and precise cutting
- Ideal for mini pipes, driplines and twist-proof pipes
- Spring return
- Safety hook
- For PVC and PE pipes up to 20 mm



Drip-clip for dripper installation

Ref.	Description
IIPDR0000000	drip-clip for drippers

The drip-clip allows simple, fast installation without leaks. In two steps, it allows the hole to be punched and the dripper to be positioned.

Functions and technical specifications

- For drippers 16 to 23 mm ø
- For installation on pipes in PE 16 and 20 mm
- Skills or training not required
- Can be used to install self-perforating drippers

Drip irrigation kit | Irritec®



Veggie-Garden Kit

Ref.	Description
SHI150ST20NFI	with 100 metres of light drip line

Easy to install, allows anyone to create a drip irrigation system for a vegetable plot of up to 150 m². The localized irrigation takes the water only to where it is needed, therefore allowing water savings and restricting the growth of weeds.


In addition, drip irrigation respects plants by leaving the leaves dry and limiting the propagation of fungal diseases.

- Screw the valve on to the tap.
- Screw the control unit to the valve outlet and then to the starter coupling.
- Connect the main tube to the coupling and lay it along the path using the elbow fitting if necessary.
- Along the line, make a hole in the main tube using the key punch supplied.
- Insert the off-take valve into the new hole.
- Lay the drip line along the line of the plants and connect it to the off-take valve
- Open or close the off-take valves of each line to irrigate or stop irrigation. Indispensable for not wasting water when one plant on the line has already been harvested.

Kit includes

- 1 valve ¾"
- 1 pressure regulator ¾"
- 1 key punch
- 1 elbow 20 Ø
- 15 m tube 20 Ø
- 1 coupling 20 Ø x ¾"
- 10 off-takes 16 Ø
- 4 couplings 16 Ø
- 100 m drip line 16 Ø
- 1 plug 20 Ø

Easy to assemble following the tutorial on the [Irritec® YouTube channel](#)



Drip irrigation kit | Irritec®



Terrace Kit

Ref.	Description
SHTE20ST16A1000	20 drip points with control unit

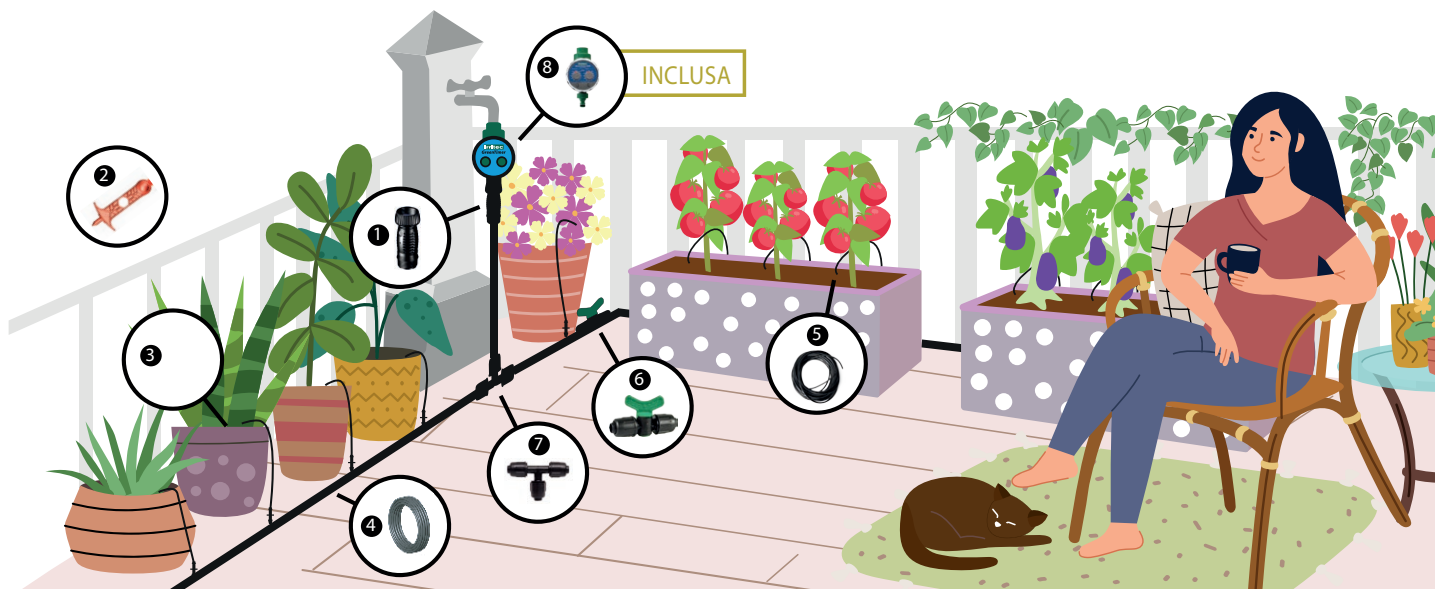
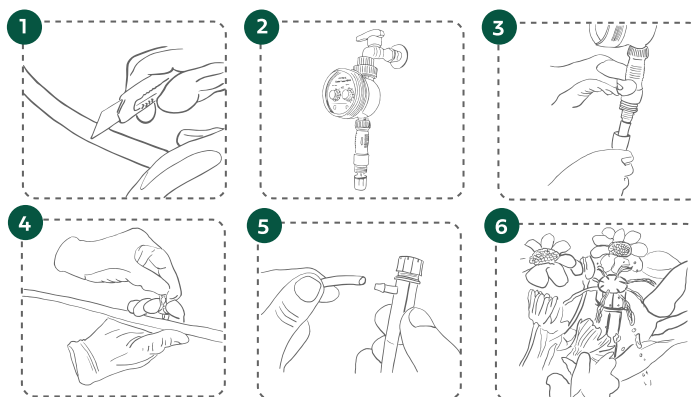
Everything you need to easily build a drip irrigation system for potted plants. Only a pair of scissors and a cutter are needed. The adjustable drippers mean that every plant receives the right amount of water. The tap-mounted control unit with intuitive programming allows system automation by choosing how much to irrigate, when and how often.

- Screw the control unit to the tap, screw the pressure regulator to the control unit outlet and then to the starter coupling.
- Connect the main tube to the coupling and lay it along the path using the elbow or T fittings if necessary. A valve is available to isolate part of the system as required.
- Make a hole in the main tube using the key punch supplied. Insert the tube coupling into the new hole, then connect the tube to the coupling. Lay the tube along the ground to the pot, cut it to the desired length and insert the dripper coupling on to the end. Regulate the drippers to achieve the desired flow for each pot.

Kit includes

- 1 pressure regulator 3/4
- 1 key punch
- 20 drippers
- 25 m main tube 16 ø
- 25 m micro tube 6 x 4 mm ø
- 1 valve
- Miscellaneous couplings
- GT1 control unit

Easy to assemble following the tutorial on the [Irritec® YouTube channel](#)



Drip irrigation kit | Irritec®



Balcony Kit

Ref.	Description
SHBA20SP06010000	20 drip points

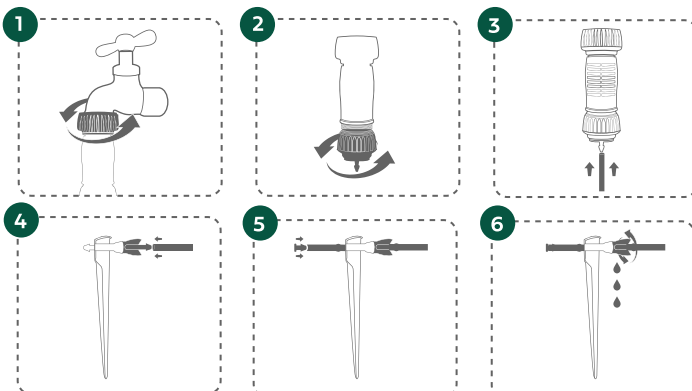
Everything you need to easily build a drip irrigation system for potted plants. Only a pair of scissors is needed. The adjustable drippers mean that every plant receives the right amount of water.

- Screw the pressure regulator on to the tap and then to the starter adapter, connect the micropipe to the adapter and lay it along the ground to the pots. Cut the micropipe near the pots and insert the line dripper.
- At the dripper outlet, insert the micropipe and do the same to connect subsequent pots. In the last dripper on the line, insert 3 cm of micropipe and close with the plug. You have two microvalves available to isolate part of the system. Regulate the drippers to achieve the desired flow for each pot.

Kit includes

- 1 pressure regulator $\frac{3}{4}$ "
- 1 micropipe adapter $\frac{3}{4}$ "
- 20 drippers
- 2 microvalves
- 25 m micropipe 6 x 4 mm \varnothing
- Plugs for micro pipe
- Tee for micro pipe

Easy to assemble following the tutorial on the [Irritec® YouTube channel](#)



Display palbox

Ref.	Description
I8KPLBCR00000	Palbox 60 x 40 x H 120 cm

This practical display case is a way to promote and add visibility to the drip irrigation kits in the store. It can contain a mix of kits. We recommend displaying the Irritec® tap-mounted control units above the kits to suggest that users automate their drip irrigation system.

Specifications

- Strong cardboard display
- Pictographic display for Veggie, Terrace and Balcony kits
- Dimensions: 60 x 40 x H 120 cm
- Fast and easy assembly
- Can hold 12 Veggie Garden kits or 12 Terrace kits or 48 Balcony kits
- Can hold 4 Veggie Garden kits + 4 Terrace kits + 16 Balcony kits

Tubes in HD polyethylene



Genlene® HD100

Tubes in high density polyethylene PEHD for irrigation pipes that distribute water under pressure. Excellent mechanical, chemical and hydraulic performance. Reliable and safe, they are corrosion resistant and have excellent water hammer resistance.

Black pipes that guarantee strong UV protection even at low latitudes. The detailed markings allow easy identification of the pipe network created.

Manufactured to comply with UNI EN 12201 standard and with Ministerial Decree no. 174 of 06/04/2004.

PEHD - SDR 17 - PN10

Ref.	External ø	Thickness	Reel length
FTP02510F	25 mm	1.7 mm	100 m
FTP02510H	25 mm	1.7 mm	200 m
FTP03210F	32 mm	2.0 mm	100 m
FTP03210H	32 mm	2.0 mm	200 m
FTP04010F	40 mm	2.4 mm	100 m
FTP05010F	50 mm	3.0 mm	100 m
FTP06310F	63 mm	3.8 mm	100 m
FTP07510F	75 mm	4.5 mm	100 m
FTP09010E	90 mm	5.4 mm	50 m
FTP11010E	110 mm	6.6 mm	50 m

Diameter 25 not included in UNI EN 12201-2:2013

PEHD - SDR 11 - PN16

Ref.	External ø	Thickness	Reel length
FTP02016F	20 mm	2.0 mm	100 m
FTP02016H	20 mm	2.0 mm	200 m
FTP02516F	25 mm	2.3 mm	100 m
FTP02516H	25 mm	2.3 mm	200 m
FTP03216F	32 mm	3.0 mm	100 m
FTP03216H	32 mm	3.0 mm	200 m
FTP04016F	40 mm	3.7 mm	100 m
FTP05016F	50 mm	4.6 mm	100 m
FTP06316F	63 mm	5.8 mm	100 m
FTP07516F	75 mm	6.8 mm	100 m
FTP09016E	90 mm	8.2 mm	50 m
FTP11016E	110 mm	10.0 mm	50 m

Irritec® HD100

Tube in high density polyethylene PE100 sigma 80 for drinking water and liquid foodstuff pressurised pipes. Manufactured to comply with UNI EN 12201 standard.

SDR 17 - PN10

Ref.	External ø	Thickness	Reel length
FT602010F	20 mm	1.7 mm	100 m
FT602510F	25 mm	1.7 mm	100 m
FT603210F	32 mm	2.0 mm	100 m
FT604010F	40 mm	2.4 mm	100 m
FT605010F	50 mm	3.0 mm	100 m
FT606310F	63 mm	3.8 mm	100 m
FT607510F	75 mm	4.5 mm	100 m
FT609010E	90 mm	5.4 mm	50 m
FT611010E	110 mm	6.6 mm	50 m

Diameters 20 and 25 not included in UNI EN 12201-2:2013

Tubes in LD polyethylene



kiwa
IT-TD-Ki0410
KIP-107561
UNI EN 12201-2:2013



KQ
kiwa Quality
KIP-107563
ISO 8779:2010

Irritec® BD

Tubes in low density polyethylene PELD for pipes that distribute water under pressure, specially designed to create irrigation systems. Excellent mechanical, chemical and hydraulic performance. Reliable and safe, they are corrosion resistant and have excellent water hammer resistance. Black pipes that guarantee strong UV protection even at low latitudes. The detailed markings allow easy identification of the pipe network created.

Manufactured to comply with UNI EN 12201-2:2013 standard

PEBD PN4

Ref.	External ø	Thickness	Reel length
FTB01604F	16 mm	1.4 mm	100 m
FTB01604N	16 mm	1.4 mm	500 m
FTB02004F	20 mm	1.6 mm	100 m
FTB02004L	20 mm	1.6 mm	300 m
FTB02504F	25 mm	1.7 mm	100 m
FTB02504H	25 mm	1.7 mm	200 m
FTB03204F	32 mm	1.9 mm	100 m
FTB03204H	32 mm	1.9 mm	200 m
FTB04004F	40 mm	2.4 mm	100 m
FTB05004F	50 mm	3.0 mm	100 m
FTB06304F	63 mm	3.7 mm	100 m
FTB07504F	75 mm	4.5 mm	100 m
FTB09004E	90 mm	5.8 mm	50 m
FTB11004E	110 mm	7.2 mm	50 m

90 and 110 diameters thicker than UNI 7990

PEBD PN6

Ref.	External ø	Thickness	Reel length
FTB01606F	16 mm	1.6 mm	100 m
FTB01606N	16 mm	1.6 mm	500 m
FTB02006F	20 mm	1.7 mm	100 m
FTB02006L	20 mm	1.7 mm	300 m
FTB02506F	25 mm	2.2 mm	100 m
FTB02506H	25 mm	2.2 mm	200 m
FTB03206F	32 mm	2.8 mm	100 m
FTB03206H	32 mm	2.8 mm	200 m
FTB04006F	40 mm	3.5 mm	100 m
FTB05006F	50 mm	4.3 mm	100 m
FTB06306F	63 mm	5.4 mm	100 m
FTB07506F	75 mm	6.5 mm	100 m
FTB09006E	90 mm	7.8 mm	50 m
FTB11006E	110 mm	9.5 mm	50 m

Irritec® Gpipe-Irripipe

Tubes in low density polyethylene PELD for pipes that distribute water under pressure, specially designed to create irrigation systems. Excellent mechanical, chemical and hydraulic performance. Reliable and safe, they are corrosion resistant and have excellent water hammer resistance.

Black pipes that guarantee strong UV protection even at low latitudes. The detailed markings allow easy identification of the pipe network created.

Manufactured to comply with ISO 8779:2010 standard

PEBD PN4




Ref.	External ø	Thickness	Reel length
FTM01604D	16 mm	1.4 mm	25 m
FTM01604E	16 mm	1.4 mm	50 m
FTM01604F	16 mm	1.4 mm	100 m
FTM01604N	16 mm	1.4 mm	500 m
FTM02004D	20 mm	1.5 mm	25 m
FTM02004E	20 mm	1.5 mm	50 m
FTM02004F	20 mm	1.5 mm	100 m
FTM02004L	20 mm	1.5 mm	300 m
FTM02504D	25 mm	1.7 mm	25 m
FTM02504E	25 mm	1.7 mm	50 m
FTM02504F	25 mm	1.7 mm	100 m
FTM02004H	25 mm	1.7 mm	200 m
FTM03204D	32 mm	1.9 mm	25 m
FTM03204E	32 mm	1.9 mm	50 m
FTM03204F	32 mm	1.9 mm	100 m
FTM03204H	32 mm	1.9 mm	200 m
FTM04004F	40 mm	2.4 mm	100 m
FTM05004F	50 mm	3.0 mm	100 m
FTM06304F	63 mm	3.8 mm	100 m









90 and 110 diameters thicker than UNI 7990

PEBD PN6

Ref.	External ø	Thickness	Reel length
FTM01606D	16 mm	1.5 mm	25 m
FTM01606E	16 mm	1.5 mm	50 m
FTM01606F	16 mm	1.5 mm	100 m
FTM01606N	16 mm	1.5 mm	500 m
FTM02006D	20 mm	1.9 mm	25 m
FTM02006E	20 mm	1.9 mm	50 m
FTM02006F	20 mm	1.9 mm	100 m
FTM02006L	20 mm	1.9 mm	300 m
FTM02506D	25 mm	2.3 mm	25 m
FTM02506E	25 mm	2.3 mm	50 m
FTM02506F	25 mm	2.3 mm	100 m
FTM02006H	25 mm	2.3 mm	200 m
FTM03206D	32 mm	2.9 mm	25 m
FTM03206E	32 mm	2.9 mm	50 m
FTM03206F	32 mm	2.9 mm	100 m
FTM03206H	32 mm	2.9 mm	200 m
FTM04006F	40 mm	3.7 mm	100 m
FTM05006F	50 mm	4.6 mm	100 m
FTM06306F	63 mm	5.8 mm	100 m

Certifications

System	Brand	Standard / Regulation	Description	Body	Certificate no.
	 	UNI EN ISO 9001:2015	Quality Management System	Kiwa	19303 - A
		UNI EN ISO 14001:2015	Environmental Management System	Kiwa	19303 - E
		UNI EN ISO 45001:2018	Occupational Health and Safety Management System	Kiwa	19303 - I
	UE 952/2013	Authorised Economic Operator	Customs Agency and State Monopolies	IT AEOF 16 1155	

Product	Country	Brand	Standard	Description	Body	Certificate no.
	ITALY	 	UNI 9561:2006	Connecto™ +Ultra	Kiwa	KIP-107560
			UNI 7990:2015	Irritec® BD Genlene® BD drinkable	Kiwa	KIP-107561 KIP-107562
			UNI EN ISO 9261:2010	Dripline Tandem® - Multibar™ C Multibar™ C Rootguard	Kiwa	KIP-107564
				Dripline D5™	Kiwa	KIP-107564
				Dripline Junior®	Kiwa	KIP-107564
				Dripline P1™	Kiwa	KIP-107564
			UNI EN 12201-2:2013	Irritec® - Genlene®	Kiwa	KIP-107557
			UNI EN 1622:2006			
			Italian Ministerial Decree 174:2004	Irritec® - Genlene®	Kiwa	KIP-107559
	UNI EN 15494:2021					
			ISO 8779:2020	Gpipe® - Irripipe®	Kiwa	KIP-107563
	GERMANY		GW 335-B3:2011	Connecto™ +Ultra	DVGW	DW-8616BT0102
	SOUTH AFRICA		SANS 14236:2003	Connecto™ +Ultra	SABS	8357/13262
	SWITZERLAND		TPW 157	Connecto™ +Ultra	SVGW	1103-K 298
AUSTRALIA		AS/NZS 4129:2008	Connecto™ +Ultra	SAI GLOBAL	WMKA21524	
UNITED KINGDOM		BS 6920-1:2000	Connecto™ +Ultra	WRAS	1712054	



Irritec S.p.A. is a Benefit Corporation

Via Gambitta Conforto, C.da S. Lucia SNC - 98071 Capo d'Orlando (Me) - Italy
Tel. +39 0941 922111 - Fax +39 0941 958807 - www.irritec.com - irritec@irritec.com

© Any reproduction, publication, distribution or public display of the materials provided IN in this catalogue, in whole or in part, is strictly prohibited.

The information included in this catalogue is provided in good faith by Irritec S.p.A. and is checked periodically. However, we do not guarantee the accuracy and completeness of the information. Under no circumstance can Irritec S.p.A. be held liable for any direct or indirect damages which could derive from the use of the information included in this catalogue or from the contents of the site.

