



**irritec**<sup>®</sup> Filtration  
*don't wait for rain*<sup>®</sup> Catalogue

***Through its direct presence and widespread international sales network, Irritec<sup>®</sup> follows farmers around the world, assisting them in the choice, design, installation and use of the most appropriate irrigation systems.***



Fresno  
USA

Valdosta  
USA

Querétaro  
MEXICO



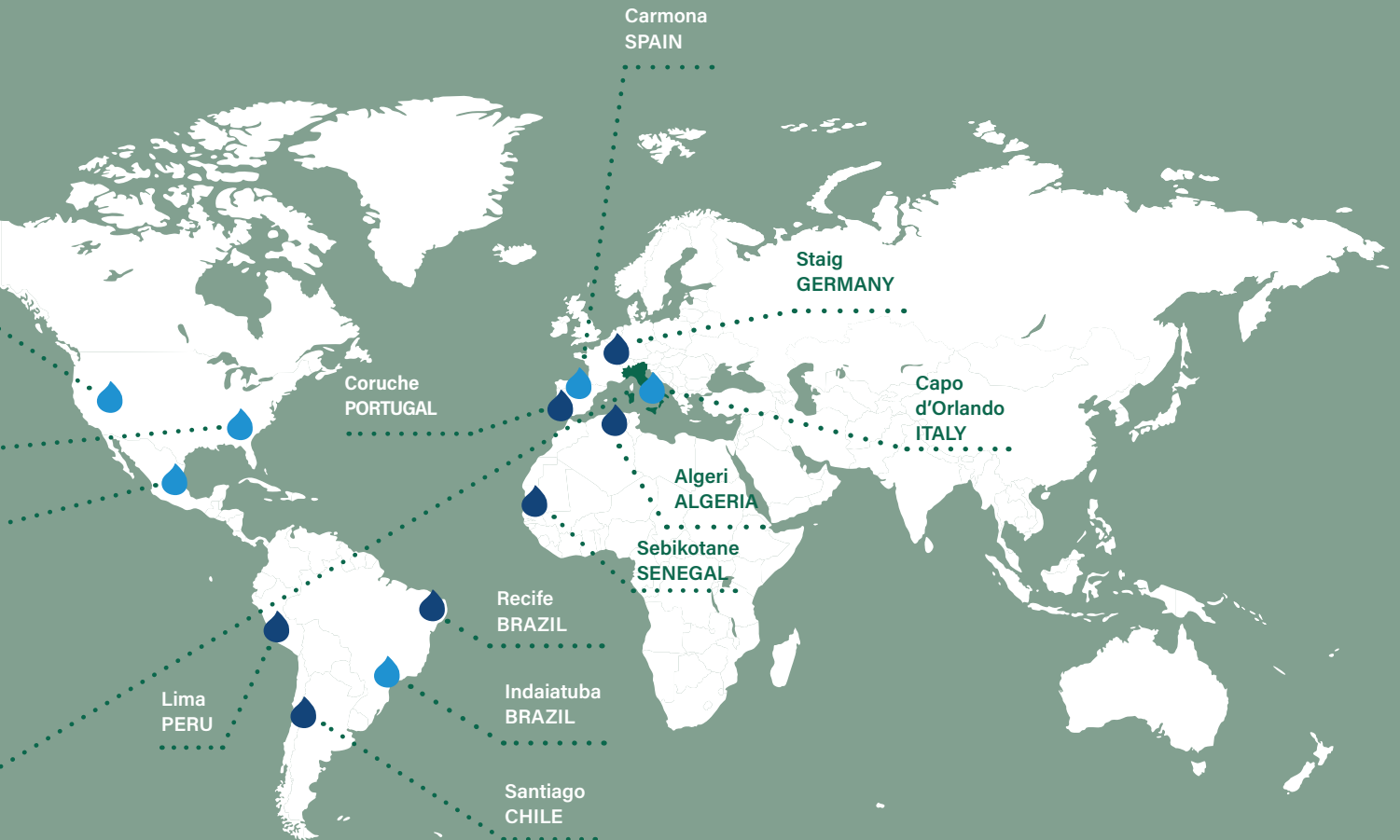
PRODUCTION AND SALES SITES



SALES OFFICES



LOGISTICS CENTRES



since

**1974**

**irritec**

*A global brand  
established in Sicily*

**16**



*Production and  
commercial sites*

**+100**



*Countries in the world*

**>950**



*Professionals  
worldwide*

*We make life easier for those who take care of the plants, for work and for passion. We work to ensure that every drop is used as well as possible, avoiding the waste of the resources*

# CONTENTS

<b>6</b>	<b>Manual plastic models</b>	<b>84</b>	<b>Automatic screen filters</b>
<b>8</b>	<b>Rotofilters</b>	<b>85</b>	<b>Filtaworx</b>
10	TGG - TGF	87	FW050 - 100
11	THG - THF	89	FW100EX - 350
12	TIG - TIF	<b>92</b>	<b>Filter automation kit</b>
13	DHF	<b>93</b>	<b>Filter automation kits</b>
14	DIF	94	KTB
<b>15</b>	<b>EZFilters</b>	95	KPB
18	CEV	96	KFB
19	CHP	97	KFA
20	CGP	98	KCB
<b>21</b>	<b>iFilters</b>	99	KCA
24	YHG - YHF	<b>100</b>	<b>Certifications</b>
25	YGG - YGF		
26	YFV		
27	YEV		
28	YDV		
29	YCV		
30	HFP		
<b>32</b>	<b>Automatic plastic models</b>		
<b>34</b>	<b>Rotodisk automatic</b>		
36	TAF		
37	RSL		
40	DAF		
41	RDL		
<b>44</b>	<b>Metal filters</b>		
<b>46</b>	<b>Sand Media Filters</b>		
48	EUV		
51	GCV		
53	ECV		
56	HCV		
58	Accessories for sand media filter batteries		
<b>60</b>	<b>Sand Media Dual Filters</b>		
62	ER		
65	EM		
68	EQ3V		
<b>70</b>	<b>Media Screen Filters</b>		
72	EPV		
73	EPV90°		
74	ESV		
75	EDV		
76	EDV90°		
<b>77</b>	<b>Media Screen Semi Automatic Filters</b>		
79	EAV		
80	EBV		
<b>81</b>	<b>Hydrocyclone</b>		
82	EIV		
83	ETS batteries		

## **Filtration** | Manual plastic models


*Irritec's range of plastic filters covers all the requirements of modern irrigation systems. The range of models is characterised by great practicality and robustness. Irrigation system protection is guaranteed by the reliability of all the filtering elements available. Manual plastic filters are used in a wide range of applications:*

*from the compact in-line filters ideal for residential irrigation (installation into a valve box) to the large filters of the Rotofilters lines ideal for agricultural irrigation of any surface area (secondary and sector filtration).*





# ROTO Filters™



**Flow rate**  
Up to 100 m<sup>3</sup>/h



**Filtering Surface**  
850 - 3960 cm<sup>2</sup>



**Diameters**  
2" - 4"



## Filtration Degree (mesh)

Standard filtration degree: 120 mesh

**75**  
(200 micron)

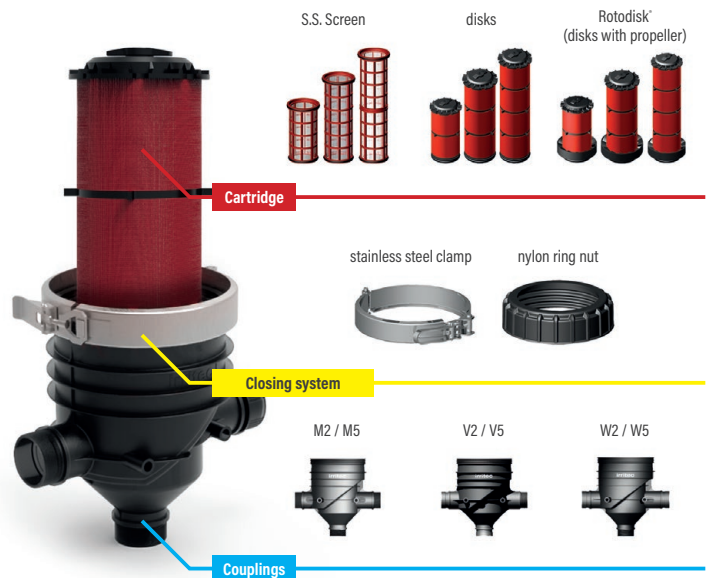
**120**  
(130 micron)

**155**  
(100 micron)

## Advantages

- ✓ Easy to **install and maintain**
- ✓ **Irritec Rotodisk**: improves filtration efficiency and delays filter clogging
- ✓ **Extensive range** of models and optionals available

## Options



## ROTO DISK

### Rotodisk Technology

Thanks to the baffles at the base, the "Rotodisk" filtering element generates a centrifugal force that keeps some of the solids away from the filtering cartridge, delaying clogging of the filter.



# ROTO Filters™

## General technical specifications

### General Specifications

CONNECTION TYPE	Male threaded (BSP/NPT and/or Grooved)
	Flanged (only DHF and DIF models)
FILTERING CARTRIDGE	Stainless steel screen
	Disks
	Rotodisk
CLOSING SYSTEM	Stainless Steel Clamp or Ring Nut
DISCHARGE	Female Thread 3/4" BSP
PRESSURE GAUGE CONNECTIONS	Female threads 1/4" BSP

### Construction materials

BODY	Reinforced polyamide
COVER	Reinforced polyamide
FILTERING ELEMENT	Stainless steel screen: Polypropylene + stainless steel screen Poly screen: Polypropylene + Polyester screen Disks: Polypropylene disks and structure
TIGHTENING RING NUT (mod. TGG, THG TIG)	Reinforced polyamide
CLOSING CLAMP (mod. TGF, THF & TIF)	Stainless Steel AISI 304

### Conditions of use

PH RANGE	4<pH<11
MAX TEMPERATURE	60 °C / 140 °F
MAX PRESSURE	10 bar at 20°C

## Selecting the correct model


	DIAMETER	2"		3"		4"	
	MODEL	TG*	TH*	TI*	DHF	DIF	
General Specifications	FILTRATION DEGREE	75 - 120 - 155 mesh ( 200 - 130 - 100 micron)					
	CLOSING MECHANISM	Nylon ring nut - Stainless Steel Clamp				Stainless Steel Clamp	
	MAXIMUM FLOW RATE	30 m³/h		50 m³/h		100 m³/h	
	FILTERING SURFACE	960 cm² (850 screen)	1470 cm² (1290 screen)	1980 cm² (1720 screen)	2940 cm² (2580 screen)	3960 cm² (3440 screen)	
	FILTERING CAPACITY	MEDIUM	HIGH	MEDIUM	GOOD	VERY HIGH	GOOD
Applications	AGRICULTURE	Primary Filtration (Good quality well water)					
		Secondary Filtration (Safety and/or sector filters)					
	LANDSCAPE	Primary Filtration (Good quality well water)					

**TGG - TGF**



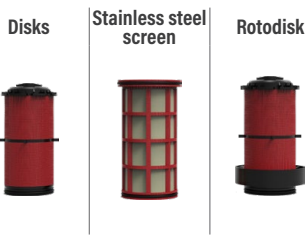
**Description**

2" filter with compact filtering element. Small footprint and possibility of in-line or 90° installation. Stainless Steel screen, Disk or Rotodisk filtering elements. Closing system with 2 options: stainless steel clamp (mod. TGF) or reinforced polyamide Ring Nut (mod. TGG). Its compact size makes it ideal for use as a sector filter.



Diameter	Closure	Filtering Element	Code	PN	Maximum flow rate (m³/h)	Filtering Surface (cm²)	L (mm)	A (mm)	H (mm)	H1 (mm)	Weight (kg)
2"	Ring nut	stainless steel screen	IFTGGGIxyyFON	10	30	830	310 (M) 327 (V, W)	250	510	130	4.5
		disks	IFTGGGDxyyFON			960					5.6
		Rotodisk	IFTGGGExyyFON			960					5.7
	Stainless Steel Clamp	stainless steel screen	IFTGFGIxyyFON			830					4.2
		disks	IFTFGDxyyFON			960					5.3
		Rotodisk	IFTFGExyyFON			960					5.4

**Filtering Cartridge**



**Connections**

yy: connections (replace with:)

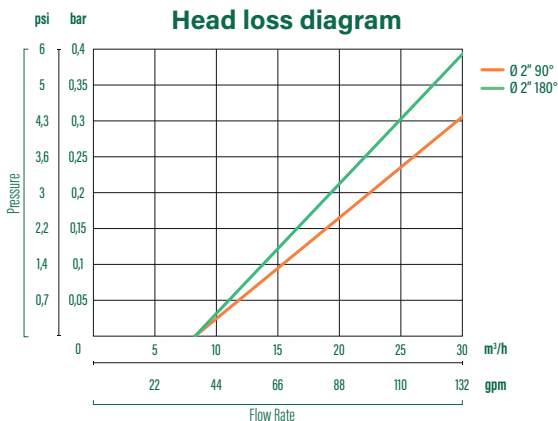
Ref.	A	B	C
M2	BSP	BSP	BSP
V2	GRV	GRV	BSP
W2	GRV	BSP	GRV
M5	NPT	NPT	NPT
V5	GRV	GRV	NPT
W5	GRV	NPT	GRV

BSP: male thread BSP - NPT: male thread NPT - GRV: grooved

**Filtration degree (mesh)**

x: mesh (replace with:)

Ref.	Mesh	Micron	Colour
H	75	200	Red
L	120	130	Yellow
N	155	100	Yellow




# THG - THF



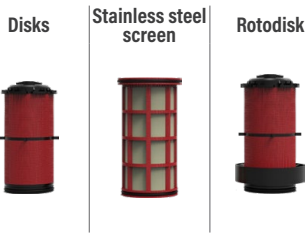
## Description

Available in 2" or 3" versions. Both in-line or 90° installation possible. Stainless Steel screen, Disk or Rotodisk filtering elements. Closing system with 2 options: stainless steel clamp (mod. THF) or reinforced polyamide Ring Nut (mod. THG).



Diameter	Closure	Filtering Element	Code	PN	Maximum flow rate m³/h	Filtering Surface cm²	L (mm)	A (mm)	H (mm)	H1 (mm)	Weight (kg)
2"	Ring nut	Stainless Steel Screen	IFTHGGIxyyFON	10	30	1290	310 (M) 327 (V, W)	250	660	130	5.5
		Disks	IFTHGGDxyyFON			1470					6.9
		Rotodisk	IFTHGGExyyFON			1470					7
	Stainless Steel Clamp	Stainless Steel Screen	IFTHFGIxyyFON			1290					5.2
		Disks	IFTHFGDxyyFON			1470					6.6
		Rotodisk	IFTHFGExyyFON			1470					6.7
3"	Ring nut	Stainless Steel Screen	IFTHGIxxyyFON	10	50	1290	310 (M) 327 (V, W)	250	670	140	5.7
		Disks	IFTHGIDxyyFON			1470					7.1
		Rotodisk	IFTHGIExyyFON			1470					7.2
	Stainless Steel Clamp	Stainless Steel Screen	IFTHFIIxxyyFON			1290					5.4
		Disks	IFTHFIDxyyFON			1470					6.8
		Rotodisk	IFTHFIExyyFON			1470					6.9

## Filtering Cartridge



## Connections

yy: connections (replace with:)

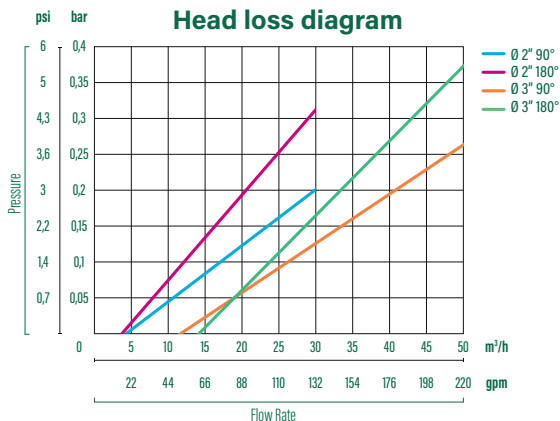
Ref.	A	B	C
M2	BSP	BSP	BSP
V2	GRV	GRV	BSP
W2	GRV	BSP	GRV
M5	NPT	NPT	NPT
V5	GRV	GRV	NPT
W5	GRV	NPT	GRV

BSP: male thread BSP - NPT: male thread NPT - GRV: grooved

## Filtration degree (mesh)

x: mesh (replace with:)

Ref.	Mesh	Micron	Colour
H	75	200	
L	120	130	
N	155	100	




**TIG - TIF**



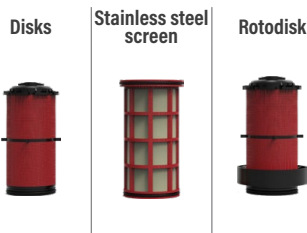
**Description**

3" filter with large surface area filtering element (1980 cm<sup>2</sup>). Both in-line or 90° installation possible. Closing system with 2 options: stainless steel clamp (mod. TIF) or reinforced Polyamide Ring Nut (mod. TIG) - Due to its high filtering capacity it is ideal for use as a safety filter (in conjunction with a hydrocyclone or quartzite).



Diameter	Closure	Filtering Element	Code	PN	Maximum flow rate (m <sup>3</sup> /h)	Filtering Surface (cm <sup>2</sup> )	L (mm)	A (mm)	H (mm)	H1 (mm)	Weight (kg)		
2"	Ring nut	Stainless steel screen	IFTIGGIxyyFON	10	30	1720	310 (M) 327 (V, W)	250	780	130	6.3		
		Disks	IFTIGGDxyyFON			1980					8.1		
		Rotodisk	IFTIGGExyyFON			1720					8.2		
	Stainless Steel Clamp	Stainless steel screen	IFTIFGIxyyFON			1720					6		
		Disks	IFTIFGDxyyFON			1980					7.8		
		Rotodisk	IFTIFGExyyFON			1720					7.9		
3"	Ring nut	Stainless steel screen	IFTIGLIxyyFON		50	1720			310 (M) 327 (V, W)	250	790	140	6.5
		Disks	IFTIGIDxyyFON			1980							8.3
		Rotodisk	IFTIGIExyyFON			1720							8.4
	Stainless Steel Clamp	Stainless steel screen	IFTIFLIxyyFON			1720							6.2
		Disks	IFTIFIDxyyFON			1980							8
		Rotodisk	IFTIFIExyyFON			1720							8.1

**Filtering Cartridge**



**Connections**

yy: connections (replace with:)

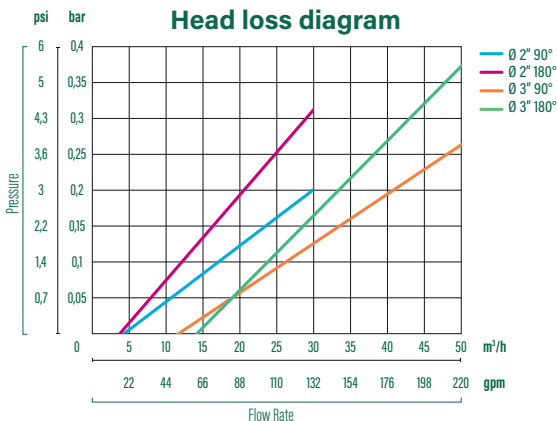
Ref.	A	B	C
M2	BSP	BSP	BSP
V2	GRV	GRV	BSP
W2	GRV	BSP	GRV
M5	NPT	NPT	NPT
V5	GRV	GRV	NPT
W5	GRV	NPT	GRV

BSP: male thread BSP - NPT: male thread NPT - GRV: grooved

**Filtration degree (mesh)**

x: mesh (replace with:)

Ref.	Mesh	Micron	Colour
H	75	200	
L	120	130	
N	155	100	




# DHF



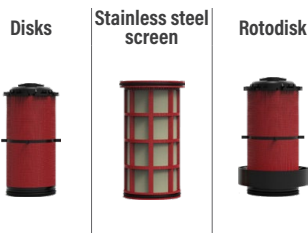
## Description

Filter with double filtering element, available in 3" and 4" sizes. Also available with flanged connection (DN80 DN100). Its very high filtering capacity makes it ideal for use as a main filter for well water or as a back-up filter (downstream from a quartzite filter) for surface water.



Diameter	Filtering Element	Code	PN	Maximum flow rate (m³/h)	Filtering Surface (cm²)	L (mm)	A (mm)	H (mm)	Weight (kg)			
3" / DN80	Stainless steel screen	IFDHFli $x$ yyFON	10	50	2580	1020	250	330	12 (M, W) 14 (F)			
	Disks	IFDHFliD $x$ yyFON			2940				15 (M, W) 17 (W)			
	Rotodisk	IFDHFliE $x$ yyFON			2580				12 (M, W) 14 (F)			
4" / DN 100	Stainless steel screen	IFDHFli $x$ yyFON		100	100			2580	1020	250	345 (M) 390 (W, F)	12 (M, W) 14 (F)
	Disks	IFDHFliD $x$ yyFON						2940			15 (M, W) 17 (W)	
	Rotodisk	IFDHFliE $x$ yyFON						2580			12 (M, W) 14 (F)	

## Filtering Cartridge



## Connections

yy: connections (replace with:)

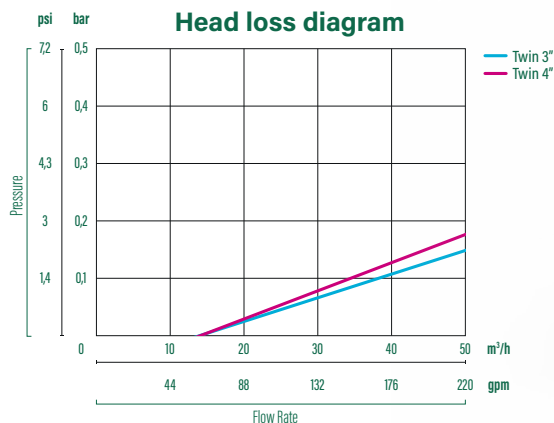
Ref.	A	B
M2	BSP	BSP
M5	NPT	NPT
W0	GRV	GRV
F0	FLA	FLA

BSP: male thread BSP - NPT: male thread NPT - GRV: grooved

## Filtration degree (mesh)


x: mesh (replace with:)

Ref.	Mesh	Micron	Colour
H	75	200	
L	120	130	
N	155	100	



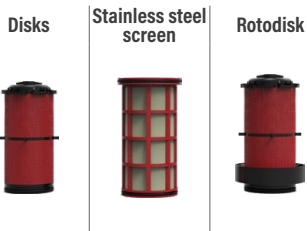
**Description**

4" filter with large surface area double filtering element (2 x 1980 cm<sup>2</sup>). Also available with flanged connection DN100. Its very high flow rate and filtering capacity makes it ideal for use as a main filter for well water or as a back-up filter (downstream from a quartzite filter) for surface water.



Diameter	Filtering Element	Code	PN	Maximum flow rate (m <sup>3</sup> /h)	Filtering Surface (cm <sup>2</sup> )	L (mm)	A (mm)	H (mm)	Weight (kg)
4" / DN 100	Stainless steel screen	IFDIFLixyyFON	10	100	3440	1265	250	345 (M) 390 (W, F)	13 (M, W) 15 (F)
	Disks	IFDIFLDxyyFON			3960				16 (M, W) 18 (F)
	Rotodisk	IFDIFLExyyFON							

**Filtering Cartridge**



**Connections**

yy: connections (replace with:)

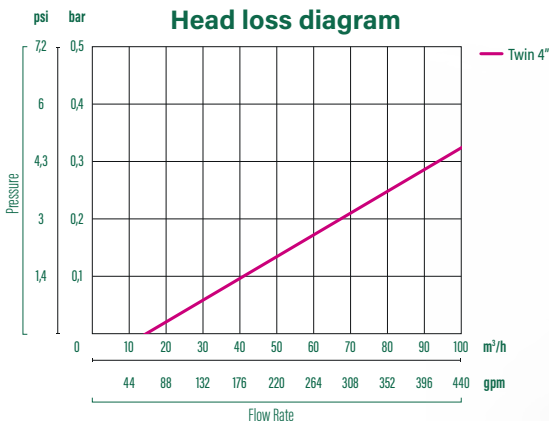
Ref.	A	B
M2	BSP	BSP
M5	NPT	NPT
W0	GRV	GRV
F0	FLA	FLA

BSP: male thread BSP - NPT: male thread NPT - GRV: grooved

**Filtration degree (mesh)**

x: mesh (replace with:)

Ref.	Mesh	Micron	Colour
H	75	200	
L	120	130	
N	155	100	





# EZ Filters



**Flow rate**  
Up to 50 m<sup>3</sup>/h



**Filtering Surface**  
220 - 1470 cm<sup>2</sup>



**Diameters**  
1" - 3"



## Filtration Degree (mesh)

Standard filtration degree: 120 mesh

**75**  
(200 micron)

**120**  
(130 micron)

**155**  
(100 micron)

Model **CEV**

**20**  
(800 micron)

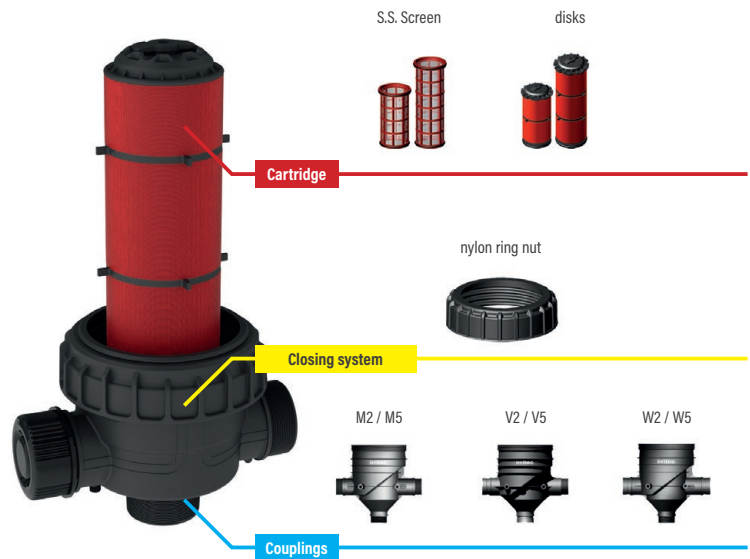


**200**  
(80 micron)

## Advantages

- ✓ **Easy** opening and closing system
- ✓ Built with **highly resistant and durable** plastic materials
- ✓ Good value for money

## Options





# EZ Filters

## General technical specifications

### General Specifications

CONNECTION TYPE	Male threaded (BSP/NPT and/or Grooved)
FILTERING CARTRIDGE	Stainless steel screen
	Polyester Screen (mod. CEV)
	Disks
CLOSING MECHANISM	Nylon ring nut
DISCHARGE	Male Threaded 3/4" BSP
PRESSURE GAUGE CONNECTIONS	Male Threaded 3/4" BSP






### Construction materials

BODY	Polypropylene
COVER	Polypropylene
FILTERING ELEMENT	Stainless steel screen:
	Polypropylene + stainless steel screen
	Poly screen: Polypropylene + Polyester screen
	Disks: Polypropylene disks and structure
TIGHTENING RING NUT	Reinforced polyamide
GASKETS	NBR

### Conditions of use

PH RANGE	4<pH<11
MAX TEMPERATURE	60 °C / 140 °F
MAX PRESSURE	8 bar a 20°C - 10 bar a 20°C (mod. CEV)

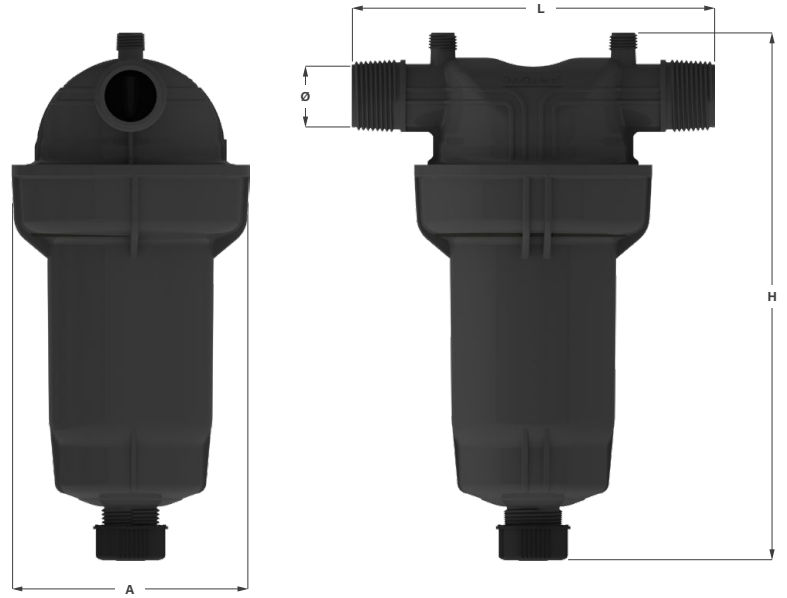
## Selecting the correct model

DIAMETER	1"	2"		3"		
MODEL	CEV 	CGP 	CHP 	CGP 	CHP 	
General Specifications	20 - 30 - 50 - 75 - 100 - 120 - 155 - 200 mesh		75 - 120 - 155 mesh			
	800 - 500 - 300 - 200 - 160 - 130 - 100 - 80 micron		200 - 130 - 100 micron			
	Polypropylene cover		Nylon nut			
	7 m³/h		30 m³/h		50 m³/h	
	260 cm² (rete 220)		960 cm² (screen 830)	1470 cm² (screen 1290)	960 cm² (screen 830)	1470 cm² (screen 1290)
	MEDIUM		GOOD	VERY HIGH	LOW	MEDIUM
Applications	 AGRICULTURE Accessory filtration (tanks, machinery, etc.)		Secondary filtration (security and/or sector filters)			
	 LANDSCAPE Secondary filtration (Valve Boxes) Primary Filtration (Good quality well water)		Primary Filtration - well water / high quality			

## CEV EZ Filters


### Description

Inline filter with a "T" design and a high filtering surface. Available in the 1" size. Filter elements in discs, stainless steel mesh, or polyester mesh. Ideal for filtration applications in small and medium irrigation systems and in machinery for fertigation.



Diameter	Filtering Element	Code	PN	Maximum flow rate (m <sup>3</sup> /h)	Filtering Surface (cm <sup>2</sup> )	L (mm)	A (mm)	H (mm)	Weight (kg)
1"	Disks	IFCEVDDx <sup>yy</sup> CON	10	7	260	170	110	260	0,5
	Stainless steel screen	IFCEVDIx <sup>yy</sup> CON			220				0,36
	Polyester Screen	IFCEVDPx <sup>yy</sup> CON							

### Filtering Cartridge



### Connections

yy: connections (replace with:)

Ref.	Fittings
M2	Threaded BSP (M/M)
M5	Threaded NPT (M/M)

### Filtration degree (mesh)

x: mesh (replace with:)


Ref.	Mesh	Micron	Inox	Poly	Dischi	Colore
E	20	800	✓	✓		
F	30	500	✓	✓		
G	50	300	✓	✓		
H	75	200	✓	✓		
I	100	160	✓	✓		
L	120	130	✓	✓	✓	
N	155	100	✓	✓		
P	200	80	✓	✓		



# CHP EZ Filters


## Description

Available in 2" or 3" versions. Can be installed in-line or at a 90° angle. Filter elements in stainless steel mesh or discs. Suitable for most irrigation applications.



Diameter	Filtering Element	Code	PN	Maximum flow rate (m³/h)	Filtering Surface (cm²)	L (mm)	A (mm)	H (mm)	H1 (mm)	Weight (kg)
2"	Disks	IFCHPGDxyyFON	8	30	1470	290	240	575	76	5,3
	Stainless steel screen	IFCHPGIxyyFON			1290					4,0
3"	Disks	IFCHPIDxyyFON		50	1470	308		595	96	5,7
	Stainless steel screen	IFCHPIIxyyFON			1290					4,4

## Filtering Cartridge



## Connections

yy: connections (replace with:)

Ref.	A	B	C
M2	BSP	BSP	BSP
V2	GRV	GRV	BSP
W2	GRV	BSP	GRV
M5	NPT	NPT	NPT
V5	GRV	GRV	NPT
W5	GRV	NPT	GRV

BSP: male thread BSP - NPT: male thread NPT - GRV: grooved

## Filtration degree (mesh)

x: mesh (replace with:)

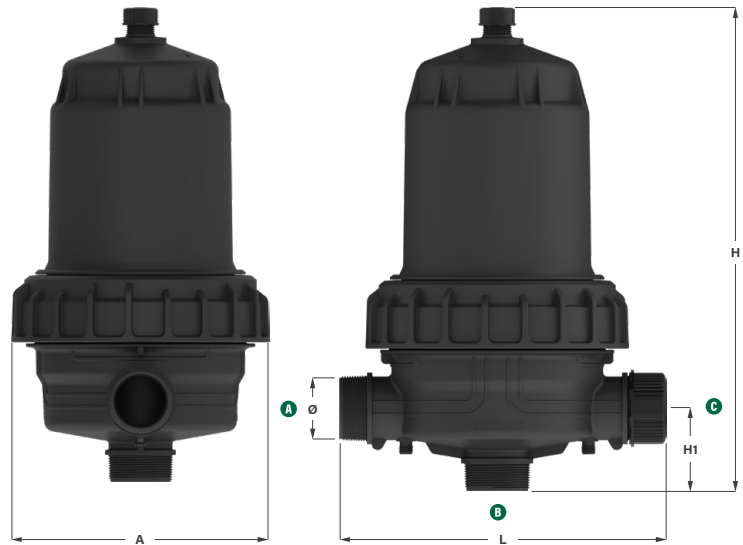
Ref.	Mesh	Micron	Colour
H	75	200	
L	120	130	
N	155	100	



## CGP EZ Filters


### Description

Filter with a compact filtering element. Reduced size and possibility of installation in-line or at a 90° angle. Filter elements in stainless steel mesh or discs. Thanks to its compactness, it is ideal for use as a sector filter.



Diameter	Filtering Element	Code	PN	Maximum flow rate (m³/h)	Filtering Surface (cm²)	L (mm)	A (mm)	H (mm)	H1 (mm)	Weight (kg)
2"	Disks	IFCGPD <sup>xy</sup> FON	8	30	960	290	240	436	76	4,0
	Stainless steel screen	IFCGPI <sup>xy</sup> FON			830					3,1
3"	Disks	IFCGPID <sup>xy</sup> FON		50	960	308		456	96	4,4
	Stainless steel screen	IFCGPII <sup>xy</sup> FON			830					3,5

### Filtering Cartridge



### Connections

**yy**: connections (replace with:)

Ref.	A	B	C
M2	BSP	BSP	BSP
V2	GRV	GRV	BSP
W2	GRV	BSP	GRV
M5	NPT	NPT	NPT
V5	GRV	GRV	NPT
W5	GRV	NPT	GRV

BSP: male thread BSP - NPT: male thread NPT - GRV: grooved

### Filtration degree (mesh)

**x**: mesh (replace with:)

Ref.	Mesh	Micron	Colour
H	75	200	
L	120	130	
N	155	100	





# iFilters™



**Flow rate**  
Up to 50 m<sup>3</sup>/h



**Filtering Surface**  
100 - 1515 cm<sup>2</sup>



**Diameters**  
3/4" - 3"



**Filtration Degree (mesh)**  
Standard filtration degree: 120 mesh (130 micron)


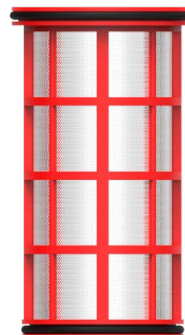
**20**  
(800 micron)



**200**  
(80 micron)

## Advantages

- ✓ Constructed with durable, **high strength plastics**
- ✓ **Small footprint** and highly versatile.
- ✓ Excellent **value for money**



# iFilters™

## General technical specifications

### General Specifications

<b>CONNECTION TYPE</b>	Male threaded (BSP/NPT) Female threaded (Swivel BSP)
<b>FILTERING CARTRIDGE</b>	Stainless steel screen
	Disks
	Polyester Screen
<b>DISCHARGE</b>	Male Threaded 3/4" BSP (mod. YCV-YDV-YEV-YFV) Female Threaded 3/4" BSP (mod. YGG-YGF-YHG-YHF)
<b>PRESSURE GAUGE CONNECTIONS</b>	Male Threaded 1/4" BSP (mod. YDV-YEV-YFV) Female Threaded 1/4" BSP (mod. YGG-YGF-YHG-YHF)

### Construction materials

<b>BODY</b>	Polypropylene
<b>COVER</b>	Polypropylene
<b>FILTERING ELEMENT</b>	Stainless steel screen: Polypropylene + stainless steel screen Poly screen: Polypropylene + Polyester screen Disks: Polypropylene disks and structure
<b>TIGHTENING RING NUT (mod. YGG - YHG)</b>	Reinforced polyamide
<b>CLOSING CLAMP (mod. YGF - YHF)</b>	Stainless Steel AISI 304
<b>GASKETS</b>	NBR



### Conditions of use

<b>PH RANGE</b>	4<pH<11
<b>MAX TEMPERATURE</b>	60 °C / 140 °F
<b>MAX PRESSURE</b>	8 bar (YFV - YG* - YH*)
	10 bar (YCV - YDV - YEV)

## Selecting the correct model

DIAMETER	3/4" - 1"		1" 1/4	1 1/2"	2"	3"
<b>MODEL</b>	 YCV	 YDV	 YEV	 YFV	 YGG - YGF	 YHG - YHF

<b>General Specifications</b>	<b>FILTRATION DEGREE</b>	20 - 30 - 50 - 75 - 100 - 120 - 155 - 200 mesh				75 - 120 - 155 mesh	
		800 - 500 - 300 - 200 - 160 - 130 - 100 - 80 micron				200 - 130 - 100 micron	
	<b>CLOSING MECHANISM</b>	Polypropylene cover				Nylon ring nut - Stainless Steel Clamp	
	<b>MAXIMUM FLOW RATE</b>	5 m³/h		10 m³/h	20 m³/h	25 m³/h	
	<b>FILTERING SURFACE</b>	100 cm²	170 cm² (screen: 160)	260 cm² (screen: 220)	500 cm² (screen: 450)	960 cm² (830-990 screen)	1470 cm² (1290-1515 screen)
<b>FILTERING CAPACITY</b>	LOW	MEDIUM	MEDIUM	MEDIUM	GOOD	VERY HIGH MEDIUM	

<b>Applications</b>		Accessory filtration (tanks, machinery, etc.)	Secondary filtration (security and/or sector filters)
		Secondary filtration (Valve Boxes) Primary Filtration (Good quality well water)	Primary Filtration - well water / high quality

**YHG - YHF**



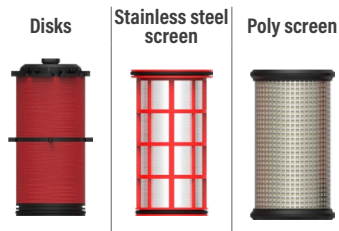
**Description**

Large in-line filter, available in 2" or 3" sizes. Disk, stainless steel screen or polyester screen filtering elements. Closing system with 2 options: stainless steel clamp (mod. YHF) or reinforced Polyamide Ring Nut (mod. YHG). Ideal as a sector filter or as a primary filter in good quality well water applications



Diameter	Closure	Filtering Element	Code	PN	Maximum flow rate (m³/h)	Filtering Surface (cm²)	L (mm)	A (mm)	H (mm)	Weight (kg)	
2"	Ring nut	Stainless Steel Screen	IFYHGGIxyyCON	8	25	1290	400	250	370	3.9	
		Polyester Screen	IFYHGGPxyyCON			1515				4	
		Disks	IFYHGGDxyyCON			1470				5.4	
	Stainless Steel Clamp	Stainless Steel Screen	IFYHFGIxyyCON			1290				3.6	
		Polyester Screen	IFYHFGPxyyCON			1515				3.7	
		Disks	IFYHFGDxyyCON			1470				5.1	
3"	Ring nut	Stainless Steel Screen	IFYHGIxyyCON		8	50	1290	446	250	370	4.1
		Polyester Screen	IFYHGIPxyyCON				1515				4.2
		Disks	IFYHGIDxyyCON				1470				5.6
	Stainless Steel Clamp	Stainless Steel Screen	IFYHFIxyyCON				1290				3.8
		Polyester Screen	IFYHFIPxyyCON				1515				3.9
		Disks	IFYHFIDxyyCON				1470				5.3

**Filtering Cartridge**



**Connections**

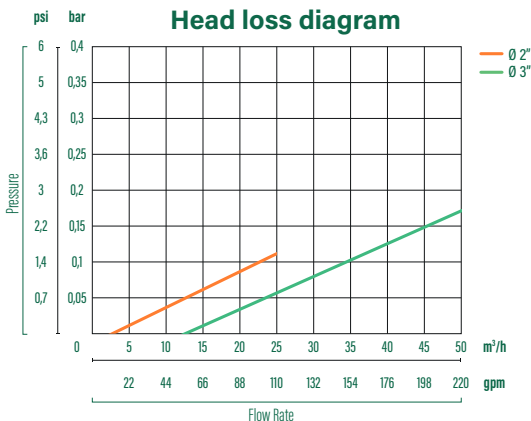
yy: connections (replace with:)

Ref.	Fittings
M2	Threaded BSP (M/M)
M5	Threaded NPT (M/M)

**Filtration degree (mesh)**

x: mesh (replace with:)

Ref.	Mesh	Micron	Colour
H	75	200	
L	120	130	
N	155	100	



THG

YHF






# YGG - YGF




## Description

Compact in-line filter available in 2" size. Disk, stainless steel screen or polyester screen filtering elements. Closing system with 2 options: stainless steel clamp (mod. YGF) or reinforced Polyamide Ring Nut (mod. YGG). Its small footprint makes it ideal for use as a sector filter.



Diameter	Closure	Filtering Element	Code	PN	Maximum flow rate (m <sup>3</sup> /h)	Filtering Surface (cm <sup>2</sup> )	L (mm)	A (mm)	H (mm)	Weight (kg)
2"	Ring nut	Stainless steel screen	IFYGGGlxyyCON	8	25	830	400	250	260	3.6
		Polyester Screen	IFYGGGPxyyCON			990				3.5
		Disks	IFYGGGDxyyCON			960				4.4
	Stainless Steel Clamp	Stainless steel screen	IFYGFGlxyyCON			830				3.3
		Polyester Screen	IFYGFGPxyyCON			990				3.2
		Disks	IFYGFGDxyyCON			960				4.1

## Filtering Cartridge



## Connections

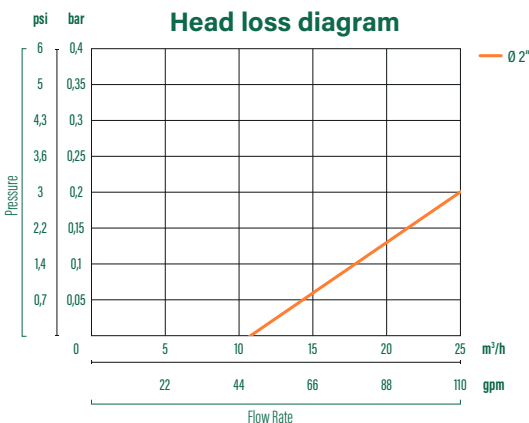
yy: connections (replace with:)

Ref.	Fittings
M2	Threaded BSP (M/M)
M5	Threaded NPT (M/M)

## Filtration degree (mesh)

x: mesh (replace with:)

Ref.	Mesh	Micron	Colour
H	75	200	
L	120	130	
N	155	100	



YGG




YGF



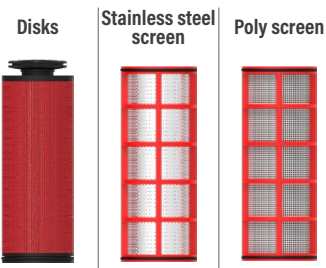
**Description**

Mini version in-line filter, available in 1-1/2" and 2" sizes. Disk, stainless steel screen or polyester screen filtering elements. Small size filter, ideal for secondary filtration applications on small and medium agricultural and residential irrigation systems.



Diameter	Filtering Element	Code	PN	Maximum flow rate (m³/h)	Filtering Surface (cm²)	L (mm)	A (mm)	H (mm)	Weight (kg)
1 1/2"	Stainless steel screen	IFYFVFIxyyCON	8	20	450	258	140	188	0.7
	Polyester Screen	IFYFVFPxyyCON							
	Disks	IFYFVFDxyyCON							
2"	Stainless steel screen	IFYFVGIxyyCON			450				0.8
	Polyester Screen	IFYFVGPxyyCON							
	Disks	IFYFVGDXyyCON							

**Filtering Cartridge**



**Connections**

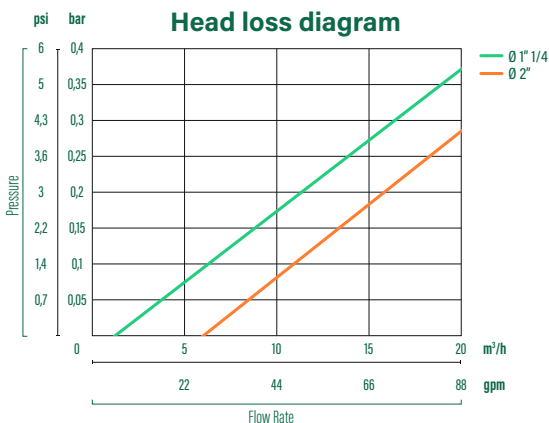
yy: connections (replace with:)

Ref.	Fittings
M2	Threaded BSP (M/M)
M5	Threaded NPT (M/M)

**Filtration degree (mesh)**

x: mesh (replace with:)

Ref.	Mesh	Micron	Stainless Steel	Poly	Disks	Colour
E	20	800	✓	✓		
F	30	500	✓	✓		
G	50	300	✓	✓		
H	75	200	✓	✓		
I	100	160	✓	✓		
L	120	130	✓	✓	✓	
N	155	100	✓	✓		
P	200	80	✓	✓		

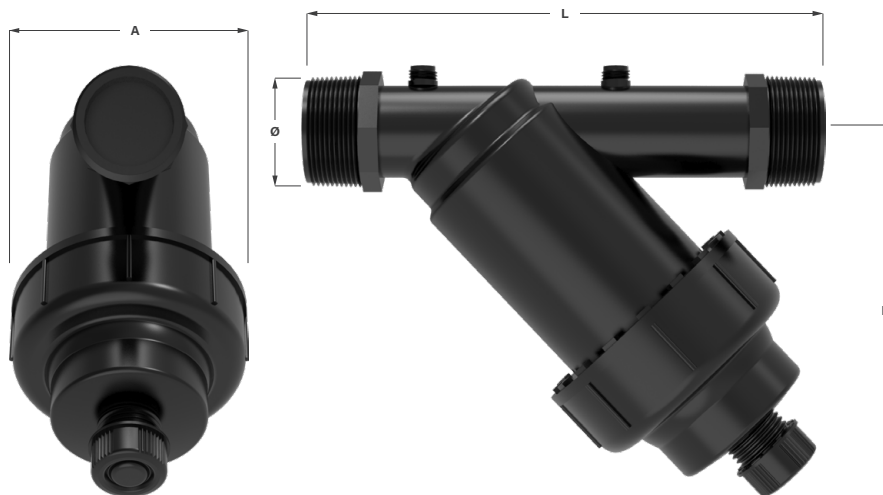


**YEV**

**iFilters**

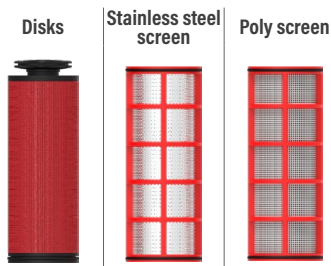
**Description**

Mini version in-line filter, available in 1-1/4" and 1-1/2" sizes. Disk, stainless steel screen or polyester screen filtering elements. Small footprint filter, ideal for filtration applications on small and medium-sized irrigation systems (valve boxes, pumping unit).



Diameter	Filtering Element	Code	PN	Maximum flow rate (m³/h)	Filtering Surface (cm²)	L (mm)	A (mm)	H (mm)	Weight (kg)
1 1/4"	Stainless steel screen	IFYEVEIxyyCON	10	10	220	220	103	152	0.36
	Polyester Screen	IFYEVEPxyyCON			260				
	Disks	IFYEVEDxyyCON			260				
1 1/2"	Stainless steel screen	IFYEVFIxwwCON			220 (M) 225 (W)	220			0.37
	Polyester Screen	IFYEVFPxwwCON				260			
	Disks	IFYEVFDxwwCON				260			

**Filtering Cartridge**



**Connections**

yy: connections (replace with:)

Ref.	Fittings
M2	Threaded BSP (M/M)
M5	Threaded NPT (M/M)

**Connections**

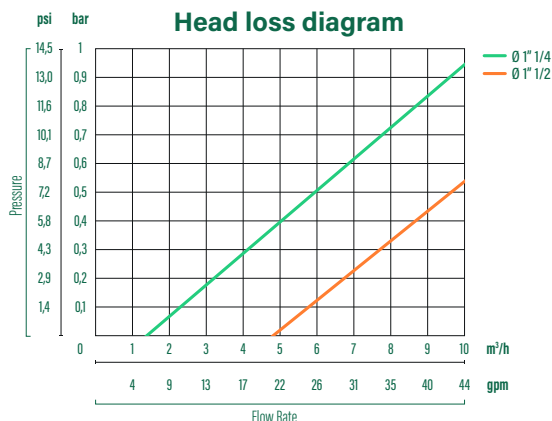
ww: connections (replace with:)

Ref.	Fittings
M2	Threaded BSP (M/M)
M5	Threaded NPT (M/M)
W2	Threaded BSP Swivel (F/F)

**Filtration degree (mesh)**

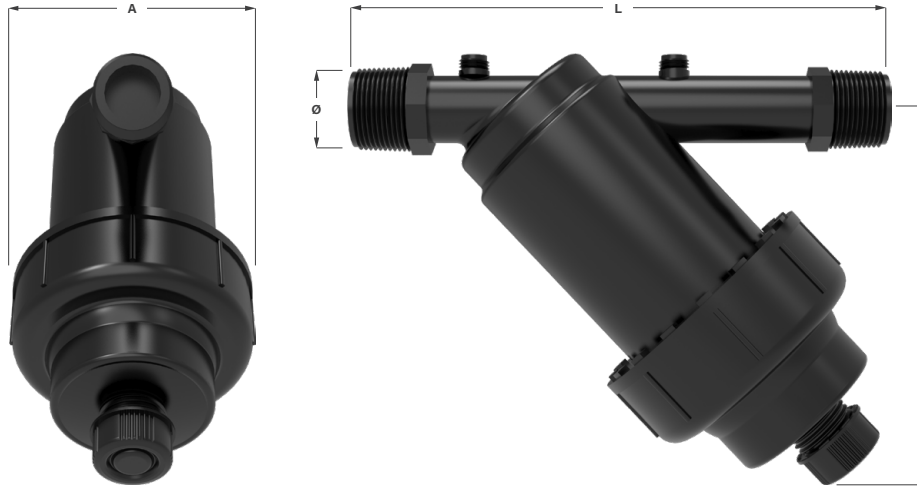
x: mesh (replace with:)

Ref.	Mesh	Micron	Stainless Steel	Poly	Disks	Colour
E	20	800	✓	✓		
F	30	500	✓	✓		
G	50	300	✓	✓		
H	75	200	✓	✓		
I	100	160	✓	✓		
L	120	130	✓	✓	✓	
N	155	100	✓	✓		
P	200	80	✓	✓		



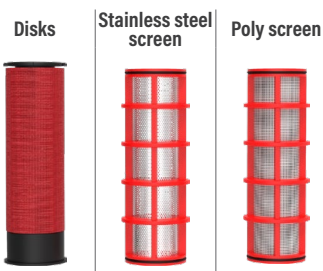
**Description**

Mini version in-line filter, available in 3/4" and 1" sizes. Disk, stainless steel screen or polyester screen filtering elements. Small footprint filter, ideal for filtration applications on small irrigation systems (valve boxes, pumping unit) and for "accessory" filtration (application on tanks, cisterns and machinery).



Diameter	Filtering Element	Code	PN	Maximum flow rate (m³/h)	Filtering Surface (cm²)	L (mm)	A (mm)	H (mm)	Weight (kg)
3/4"	Stainless steel screen	IFYDVCixyyCON	10	5	160	152	84	138	0.22
	Polyester Screen	IFYDVCPxxyCON							
	Disks	IFYDVCDxxyCON							
1"	Stainless steel screen	IFYVDVixwwCON			160	152 (M) 155 (W)			0.23
	Polyester Screen	IFYVDVPxwwCON							
	Disks	IFYVDVDDxwwCON			170				0.31

**Filtering Cartridge**



**Connections**

yy: connections (replace with:)

Ref.	Fittings
M2	Threaded BSP (M/M)
M5	Threaded NPT (M/M)

**Connections**

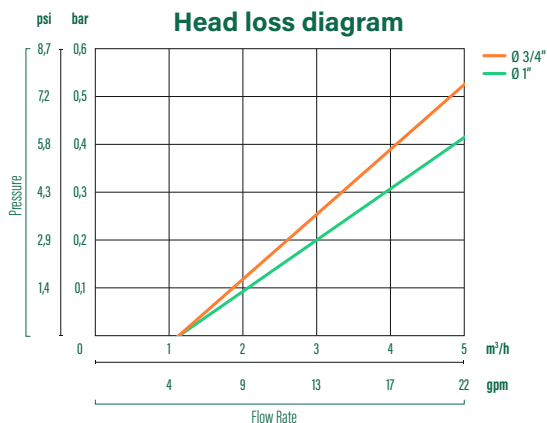
ww: connections (replace with:)

Ref.	Fittings
M2	Threaded BSP (M/M)
M5	Threaded NPT (M/M)
W2	Threaded BSP Swivel (F/F)

**Filtration degree (mesh)**

x: mesh (replace with:)

Ref.	Mesh	Micron	Stainless Steel	Poly	Disks	Colour
E	20	800	✓	✓		
F	30	500	✓	✓		Green
G	50	300	✓	✓		Blue
H	75	200	✓	✓		
I	100	160	✓	✓		Light Blue
L	120	130	✓	✓	✓	Red
N	155	100	✓	✓		Yellow
P	200	80	✓	✓		Black




**YCV**

**iFilters**

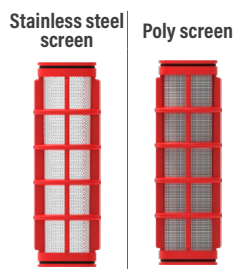
**Description**

Ultra-compact version in-line filter, available in 3/4" and 1" sizes. Filtering elements: stainless steel screen or polyester screen. Extremely small footprint filter, ideal for secondary filtration applications on small residential irrigation systems (Valve boxes) and for "accessory" filtration (application on tanks, cisterns and machinery).



Diameter	Filtering Element	Code	PN	Maximum flow rate (m³/h)	Filtering Surface (cm²)	L (mm)	A (mm)	H (mm)	Weight (kg)
3/4"	Stainless steel screen	IFYCVC1xyySON	10	5	100	123	72	135	0.16
	Polyester Screen	IFYCVCpxyySON							
1"	Stainless steel screen	IFYCVCpxyySON							
	Polyester Screen	IFYCVCpxyySON							0.17

**Filtering Cartridge**



**Connections**

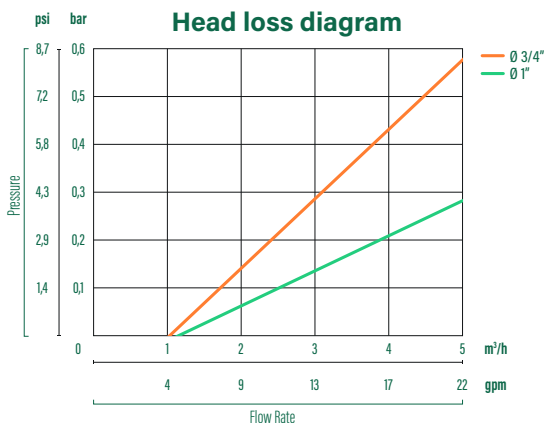
yy: connections (replace with:)

Ref.	Fittings
M2	Threaded BSP (M/M)
M5	Threaded NPT (M/M)

**Filtration degree (mesh)**

x: mesh (replace with:)

Ref.	Mesh	Micron	Stainless Steel	Poly	Disks	Colour
E	20	800	✓	✓		
F	30	500	✓	✓		Green
G	50	300	✓	✓		Blue
H	75	200	✓	✓		White
I	100	160	✓	✓		Light Blue
L	120	130	✓	✓	✓	Red
N	155	100	✓	✓		Yellow
P	200	80	✓	✓		Black



## HFP

### Description


Centrifugal sand separator (Hydrocyclone) made of plastic material (reinforced polyamide). Available in 2" and 3" sizes. The models are equipped with a large volume collection tank and a manual discharge valve.

### Principle of operation

The water enters the cone laterally in a tangential manner. The centrifugal force generated allows the separation of the sand (carried in the outer part of the flow), which is collected in the lower tank. The central part of the flow (solid-free) flows out of the upper outlet.

### Advantages

- ✓ Centrifugal separator for well or river water containing sand (and other solids of high specific weight) in suspension
- ✓ Plastic construction
- ✓ High-capacity sand collection tank (supplied equipped with purge valve)
- ✓ TPU protection installed at the base of the cone reduces wear caused by the action of sand.

  
**Flow rate**  
15 - 52 m<sup>3</sup>/h

  
**Max Pressure**  
6 Bar

  
**Diameters**  
2" - 3"



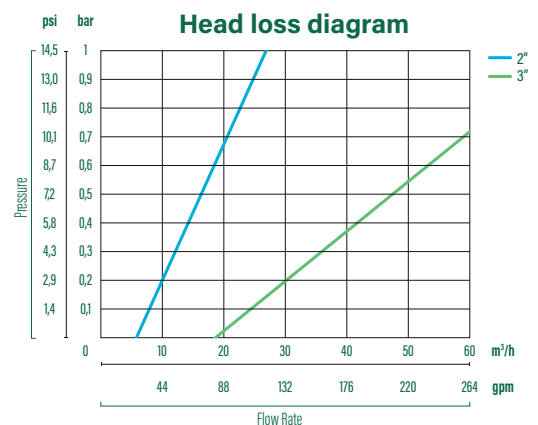
Couplings	Code	Ø Body (mm)	Flow rate (m <sup>3</sup> /h)	Capacity container (litres)	H (mm)	H1 (mm)	A (mm)	B (mm)	L (mm)	Weight (kg)
2"	IFHFPG00M2VON	206	15÷25	8	940	808	206	151	395	7.6
3"	IFHFPI00M2VON	248	35÷52	10	990	868	248	175	482	9.6

### General Specifications

<b>CONNECTION TYPE</b>	Threaded male (BSP)
<b>COLLECTION TANK</b>	Supplied
<b>DISCHARGE</b>	Manual valve
<b>MAX PRESSURE</b>	6 bar

### Materials

<b>BODY</b>	Reinforced polyamide
<b>TANK</b>	Reinforced polyamide
<b>CLOSING ELEMENT</b>	Stainless steel clamp and bolt
<b>GASKETS</b>	NBR





## **Filtration** | Automatic models

*The ROTODISK AUTOMATIC range represents a valid solution for the primary filtration of all types of water in an agricultural setting and large green spaces. The range of models makes it possible to manage water flow rates from 20 to 600 m<sup>3</sup>/h. Fully automatic operation ensures constant efficiency of the irrigation system and*

*eliminates the need for filter maintenance. Disk filtering elements, with their "three-dimensional" filtration, represent the highest guarantee of reliability for your installations.*









# ROTODISK®

A U T O M A T I C


## Advantages

- ✓ **Irritec Rotodisk®**, device that improves filtration efficiency and slows filter clogging.
- ✓ **Self-cleaning filtering element** guarantees highly efficient backwashing and low water consumption.
- ✓ **Maintenance made easy** without the use of special tools



### Filtration

The ROTODISK filtering element generates a centrifugal force that keeps solid particles away from the disks, slowing the rate of clogging. Water passes over the surface of grooved disks and solids are trapped in the filtering element.



### Backwash

Reversing the flow across the filter mass causes the cartridge to decompress and allows the individual disks to separate. The water, through small tangential jets, strikes the surface of the disks, causing them to rotate and ensuring a complete and effective cleaning.



# ROTODISK<sup>®</sup>

A U T O M A T I C

**PRODUCT RANGE: Automatic single and dual head models**



**TAF**

Automatic disk filter

Diameter: 2" -3"

Maximum flow rate: 24 m<sup>3</sup>/h (2") | 32 m<sup>3</sup>/h (3")

Filtration Surface: 1,450 cm<sup>2</sup>

Filtration degree

75 - 120 - 155 mesh | 200 - 130 - 100 micron



**RSL**

In-line automatic disk filter batteries

Automatic disk filter batteries with IN-LINE arrangement. Compact and lightweight, they are ideal for application in small to medium/large systems (up to 190 mc/h) on all types of water.



**DAF**

Double-head automatic disk filter

Diameter: 4"

Maximum flow rate: 64 m<sup>3</sup>/h

Filtration Surface: 2,900 cm<sup>2</sup>

Filtration degree

75 - 120 - 155 mesh | 200 - 130 - 100 micron



**RDL**

Double head automatic disk filter battery


DOUBLE HEAD automatic disk filtration batteries Capable of handling high volumes of water while maintaining great portability and a small footprint. Ideal for large installations (190 - 640 mc/h) on all types of water.

**TAF**

**ROTODISK**  
AUTOMATIC

**Description**

Rotodisk Automatic filter with single filtering element: to implement the backwash system a battery must be assembled, complete with appropriate backwash valves, manifolds (inlet, outlet and discharge) and a filter automation kit.



Internal	Code	PN	Max flow rate (m³/h)	Filtering Surface (cm²)	Min pressure backwash (bar)	Min flow rate backwash (m³/h)	L (mm)	A (mm)	H (mm)	H1 (mm)	Weight (kg)
2"	IFTAFGE <sup>xy</sup> FON	10	24	1450	2.8	9	310 (M) 327 (V, W)	250	720	140	8
3"	IFTAFIE <sup>xy</sup> FON		32								

**General Specifications**

<b>CONNECTION TYPE</b>	Male threaded (BSP/NPT and/or Grooved)
<b>FILTERING CARTRIDGE</b>	Automatic
<b>CLOSING SYSTEM</b>	Stainless Steel Clamp
<b>DISCHARGE</b>	Female Thread 3/4" BSP (not perforated)
<b>PRESSURE GAUGE CONNECTIONS</b>	Female threads 1/4" BSP

**Conditions of use**

<b>PH RANGE</b>	4<pH<11
<b>MAX TEMPERATURE</b>	60 °C / 140 °F
<b>MAX PRESSURE</b>	10 bar at 20°C

**Connections**

yy: connections (replace with:)

Ref.	A	B	C
M2	BSP	BSP	BSP
V2	GRV	GRV	BSP
W2	GRV	BSP	GRV
M5	NPT	NPT	NPT
V5	GRV	GRV	NPT
W5	GRV	NPT	GRV

BSP: male thread BSP - NPT: male thread  
NPT - GRV: grooved

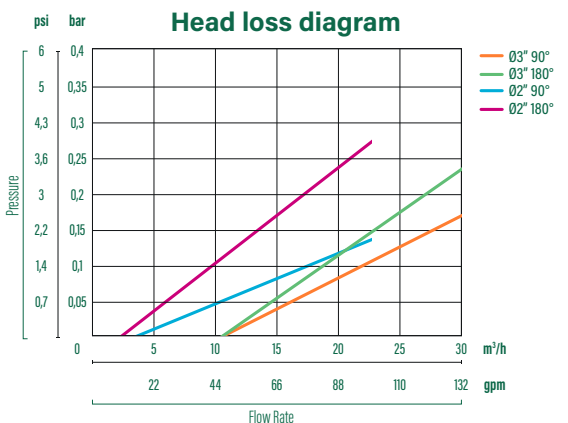
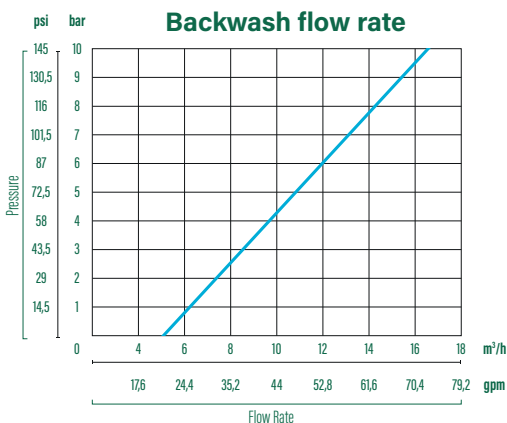
**Filtration degree (mesh)**

x: mesh (replace with:)

Ref.	Mesh	Micron	Colour	No. of Disks per filtering cartridge
H	75	200		280
L	120	130		321
N	155	100		350

**Recommended flow rate (m³/h) according to water quality**

Model	Flow rate Maximum	Medium Quality	Poor Quality	Very poor Quality
2"	24	20	17	15
3"	32	25	19	15



**RSL**

**RGTODISK**  
AUTOMATIC

**Description**

Automatic disk filter batteries with IN-LINE arrangement. Compact and lightweight, they are ideal for primary and secondary filtration in small to medium/large systems (up to 190 m³/h) on all types of water.



**Flow rate**  
24 - 192 m³/h



**Filtering Surface**  
1450 - 8700 cm²



**Diameters**  
2" - 8"



**Filtration Degree (mesh)**

Standard filtration degree: 120 mesh

**75**  
(200 micron)

**120**  
(130 micron)

**155**  
(100 micron)

**Advantages**

- ✓ **Easy to install** and maintain (no tools required for maintenance)
- ✓ Constructed with durable, **high strength plastics**
- ✓ **Small footprint** and highly versatile.








**Construction materials**

<b>BACKWASH VALVES</b>	Reinforced polyamide
<b>GROOVED COUPLINGS</b>	Cast iron
<b>SUPPORTS</b>	Painted Steel   Stainless Steel
<b>MANIFOLDS</b>	High-density polyethylene

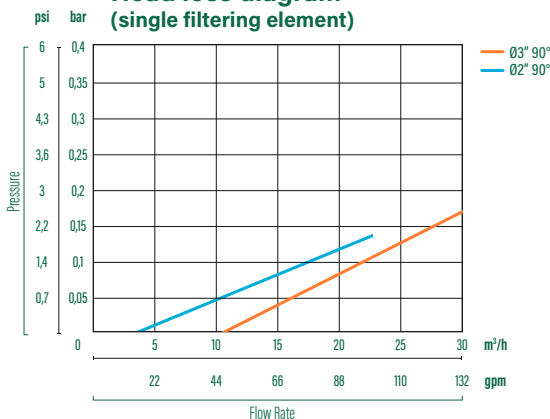
**Conditions of use**

<b>PH RANGE</b>	4<pH<11
<b>MAX TEMPERATURE</b>	60 °C / 140 °F
<b>MAX PRESSURE</b>	10 bar at 20°C

## Selecting the correct model

MANIFOLDS DIAMETER		2"	3"DN80	4"		6"		4"	6"		8"			
No. OF ELEMENTS PER DIAMETER		1 x 2"	2 x 2"	2 x 2"	3 x 2"	4 x 2"	5 x 2"	6 x 2"	2 x 3"	3 x 3"	4 x 3"	5 x 3"	5 x 3"	6 x 3"
MODEL														
General Specifications	CONNECTION TYPE	Threaded F			Flanged									
	FILTRATION DEGREES	75 - 120 - 155 mesh ( 200 - 130 - 100 micron)												
	BACKWASH VALVE	2"						3"						
	MAXIMUM FLOW RATE	24 m <sup>3</sup> /h	48 m <sup>3</sup> /h	72 m <sup>3</sup> /h	96 m <sup>3</sup> /h	120 m <sup>3</sup> /h	144 m <sup>3</sup> /h	64 m <sup>3</sup> /h	96 m <sup>3</sup> /h	128 m <sup>3</sup> /h	160 m <sup>3</sup> /h	192 m <sup>3</sup> /h		
	FILTERING SURFACE	1450 cm <sup>2</sup>	2900 cm <sup>2</sup>	4350 cm <sup>2</sup>	5800 cm <sup>2</sup>	7250 cm <sup>2</sup>	8700 cm <sup>2</sup>	2900 cm <sup>2</sup>	4350 cm <sup>2</sup>	5800 cm <sup>2</sup>	7250 cm <sup>2</sup>	8700 cm <sup>2</sup>		
FILTERING CAPACITY	VERY HIGH						HIGH							
Backwash Data	MINIMUM FLOW RATE	9 m <sup>3</sup> /h												
	DISCHARGE MANIFOLDS DIAMETER	3" GRV / DN80												
	MINIMUM PRESSURE	2.8 bar												
	MIN TIME BACKWASH	20 - 30 seconds												
	WASH CRITERIA	ΔP max 0.5 bar - washing cycles according to water quality												
Applications	 AGRICULTURE	Primary filtration on medium to large sized systems (water quality from POOR to GOOD) Secondary filtration on "problematic" water (water with high lime and clay content)												
	 LANDSCAPE	Main filtration on large sized systems (parks, public green spaces, golf courses etc.)												

**Head loss diagram (single filtering element)**

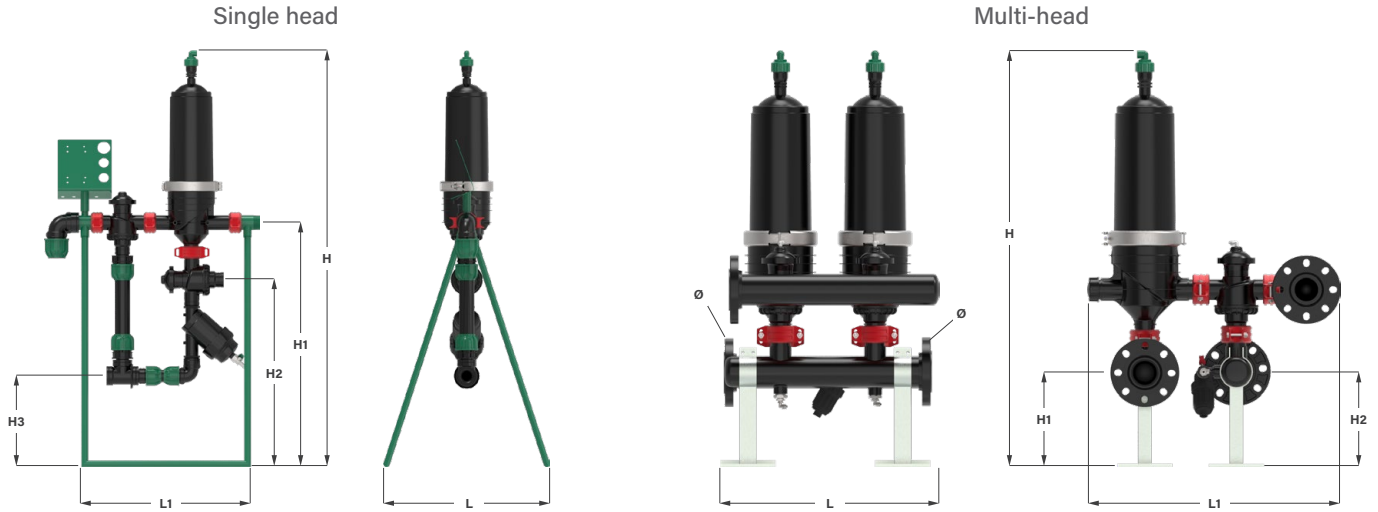


**Recommended flow rate (m<sup>3</sup>/h) according to water quality**

Model	Configuration	Flow rate Maximum	Medium Quality	Poor Quality	Very poor Quality
RSL 2"	1 x 2"	24	20	17	14
	2 x 2"	48	40	34	28
	3 x 2"	72	60	51	42
	4 x 2"	96	80	68	56
	5 x 2"	120	100	85	70
	6 x 2"	144	120	102	84
RSL 3"	2 x 3"	64	50	38	30
	3 x 3"	96	75	57	45
	4 x 3"	128	100	76	60
	6 x 3"	192	150	114	90

**RSL**

**RGTDISK**  
AUTOMATIC



Model	No. of Elements per diameter	Code	Type	Connections	L (mm)	L1 (mm)	H (mm)	H1 (mm)	H2 (mm)	H3 (mm)
2"	1 x 2"	IFRSL201GBGUx	single head	2" Female	660	690	1800	1040	790	410
	2 x 2"	IFRSL202IVPEx	multi-head	DN100	630	870	1280	280	270	
		IFRSL202LVPEx			845					
		IFRSL203LVPEx			845					
	4 x 2"	IFRSL204LVPEx			1120		1290	280		
	5 x 2"	IFRSL205PFPEx			1520		1315	315	300	
6 x 2"	IFRSL206PFPEx	1790								
3"	2 x 3"	IFRSL302LVPEx	DN100	650	1290	290				240
	3 x 3"	IFRSL303PFPEx	DN150	960	1315	315	265			
	4 x 3"	IFRSL304PFPEx		1270						
	5 x 3"	IFRSL305PFPEx		1580						
	6 x 3"	IFRSL305RFPEx	DN200	1600	1335	355	285			
		IFRSL306RFPEx		1890						

**Filtration degree (mesh)**

x: mesh (replace with:)

Ref.	Mesh	Micron	Colour
H	75	200	
L	120	130	
N	155	100	

**Compatible automation kit ACCESSORIES**  
(to be ordered separately)

Model	No. of Elements x Diameter	KTB	KPB	KFB	KCB	KFA	KCA
RSL 2"	1 x 2"	✓					
	2 x 2"	✓	✓	✓	✓	✓	✓
	3 x 2"	✓	✓	✓	✓	✓	✓
	4 x 2"	✓	✓	✓	✓	✓	✓
	5 x 2"		✓	✓	✓	✓	✓
	6 x 2"		✓	✓	✓	✓	✓
RSL 3"	2 x 3"	✓	✓	✓	✓	✓	✓
	3 x 3"	✓	✓	✓	✓	✓	✓
	4 x 3"	✓	✓	✓	✓	✓	✓
	5 x 3"		✓	✓	✓	✓	✓
	6 x 3"		✓	✓	✓	✓	✓

**KTB**



Ref.	Description
IFKTBS01IM	1 outlet - 12VDC latch
IFKTBS02IM	2 outlets - 12VDC latch
IFKTBS03IM	3 outlets - 12VDC latch
IFKTBS04IM	4 outlets - 12VDC latch

**KFB**



Ref.	Description
IFKFB02I0	2 outlets - 12VDC latch
IFKFB03I0	3 outlets - 12VDC latch
IFKFB04I0	4 outlets - 12VDC latch
IFKFB05I0	5 outlets - 12VDC latch
IFKFB06I0	6 outlets - 12VDC latch
IFKFB07I0	7 outlets - 12VDC latch
IFKFB08I0	8 outlets - 12VDC latch
IFKFB09I0	9 outlets - 12VDC latch
IFKFB10I0	10 outlets - 12VDC latch

**KCB**



Ref.	Description
IFKCBS02IM	2 outlets - 12VDC latch
IFKCBS03IM	3 outlets - 12VDC latch
IFKCBS04IM	4 outlets - 12VDC latch
IFKCBS05IM	5 outlets - 12VDC latch
IFKCBS06IM	6 outlets - 12VDC latch
IFKCBS07IM	7 outlets - 12VDC latch

**KPB**



Ref.	Description
IFKPBS02IM	2 outlets - 12VDC latch
IFKPBS03IM	3 outlets - 12VDC latch
IFKPBS04IM	4 outlets - 12VDC latch
IFKPBS05IM	5 outlets - 12VDC latch
IFKPBS06IM	6 outlets - 12VDC latch
IFKPBS07IM	7 outlets - 12VDC latch
IFKPBS08IM	8 outlets - 12VDC latch

**KFA**



Ref.	Description
IFKFAU02I0	2 outlets - 24VAC
IFKFAU04I0	4 outlets - 24VAC
IFKFAU06I0	6 outlets - 24VAC
IFKFAU08I0	8 outlets - 24VAC
IFKFAU10I0	10 outlets - 24VAC



**KCA**



Ref.	Description
IFKCBS02IM	2 outlets - 12VDC latch
IFKCBS03IM	3 outlets - 12VDC latch
IFKCBS04IM	4 outlets - 12VDC latch
IFKCBS05IM	5 outlets - 12VDC latch
IFKCBS06IM	6 outlets - 12VDC latch
IFKCBS07IM	7 outlets - 12VDC latch

**Description**

Rotodisk automatic filter with double filtering element: to implement the backwash system a battery must be assembled, complete with appropriate backwash valves, manifolds and a filter automation kit.



Internal	Code	PN	Max flow rate (m <sup>3</sup> /h)	Filtering Surface (cm <sup>2</sup> )	Min pressure backwash (bar)	Min flow rate backwash (m <sup>3</sup> /h)	L (mm)	A (mm)	H (mm)	Weight (kg)
2"	IFDAFLExyyFON	10	64	2900	2.8	18	1240	250	390	15

**General Specifications**

<b>CONNECTION TYPE</b>	Male threaded (BSP/NPT and/or Grooved)
<b>FILTERING CARTRIDGE</b>	Automatic
<b>CLOSING SYSTEM</b>	Stainless Steel Clamp
<b>DISCHARGE</b>	Female Thread 3/4" BSP (not perforated)
<b>PRESSURE GAUGE CONNECTIONS</b>	Female threads 1/4" BSP

**Connections**

yy: connections (replace with:)

Ref.	Type
M2	BSP Male
M5	NPT Male
F0	Flanged
W0	Grooved

**Filtration degree (mesh)**

x: mesh (replace with:)

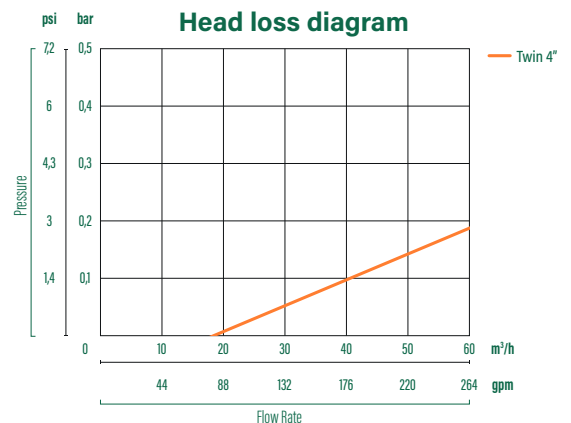
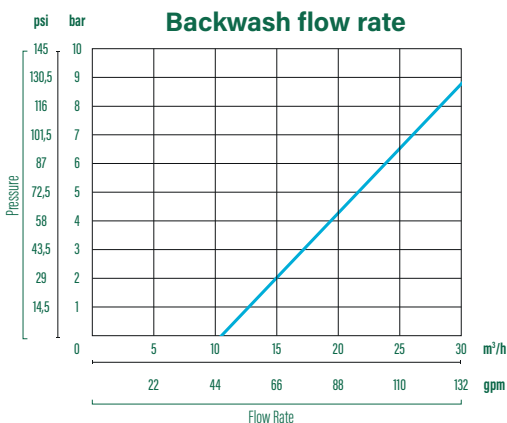
Ref.	Mesh	Micron	Colour	No. of Disks per filtering cartridge
H	75	200		560
L	120	130		642
N	155	100		700

**Conditions of use**

<b>PH RANGE</b>	4<pH<11
<b>MAX TEMPERATURE</b>	60 °C / 140 °F
<b>MAX PRESSURE</b>	10 bar at 20°C

**Recommended flow rate (m<sup>3</sup>/h) according to water quality**

Model	Flow rate Maximum	Medium Quality	Poor Quality	Very poor Quality
4"	64	50	38	30





**RDL**

**RGTODISK**  
AUTOMATIC

**Description**

DOUBLE HEAD automatic disk filtration batteries. Capable of handling high volumes of water while maintaining great portability and a small footprint. Ideal for large installations (190 - 640 mc/h) on all types of water.



**Flow rate**  
192 - 640 m<sup>3</sup>/h



**Filtering Surface**  
8700 - 29000 cm<sup>2</sup>



**Diameters**  
8" - 12"



**Filtration Degree (mesh)**

Standard filtration degree: 120 mesh

**75**  
(200 micron)

**120**  
(130 micron)

**155**  
(100 micron)

**Advantages**

- ✓ **Easy to install** and maintain (no tools required for maintenance)
- ✓ Constructed with durable, **high strength plastics**
- ✓ **Small footprint** and highly versatile.


**Construction materials**

<b>BACKWASH VALVES</b>	Reinforced polyamide
<b>GROOVED COUPLINGS</b>	Cast iron
<b>SUPPORTS</b>	Painted Steel   Stainless Steel
<b>MANIFOLDS</b>	High-density polyethylene

**Conditions of use**



<b>PH RANGE</b>	4<pH<11
<b>MAX TEMPERATURE</b>	60 °C / 140 °F
<b>MAX PRESSURE</b>	10 bar at 20°C

## Selecting the correct model

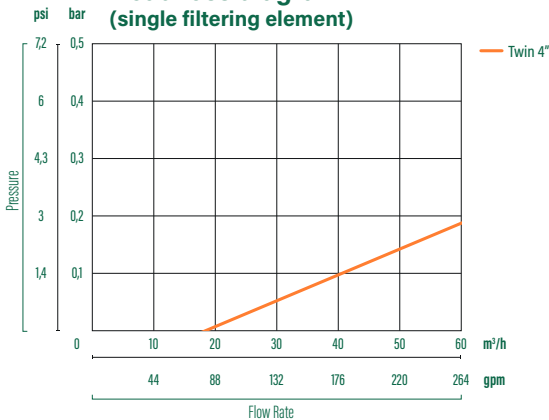
D. MANIFOLDS	8"			10"			12"		
No. Of ELEMENTS PER DIAMETER	3 x 4"	4 x 4"	5 x 4"	6 x 4"	7 x 4"	8 x 4"	9 x 4"	10 x 4"	
MODEL									

General Specifications	CONNECTION TYPE	Flanged							
	FILTRATION DEGREES	75 - 120 - 155 mesh ( 200 - 130 - 100 micron)							
	BACKWASH VALVE	4" x 4" x 3"							
	MAXIMUM FLOW RATE	192 m <sup>3</sup> /h	256 m <sup>3</sup> /h	320 m <sup>3</sup> /h	384 m <sup>3</sup> /h	448 m <sup>3</sup> /h	512 m <sup>3</sup> /h	576 m <sup>3</sup> /h	640 m <sup>3</sup> /h
	FILTERING SURFACE	8700 cm <sup>2</sup>	11600 cm <sup>2</sup>	14500 cm <sup>2</sup>	17400 cm <sup>2</sup>	20300 cm <sup>2</sup>	23200 cm <sup>2</sup>	26100 cm <sup>2</sup>	29000 cm <sup>2</sup>
FILTERING CAPACITY	HIGH								

Backwash Data	MINIMUM FLOW RATE	18							
	DISCHARGE MANIFOLDS DIAMETER	DN100							
	MINIMUM PRESSURE	2.8 bar							
	MIN TIME BACKWASH	20 - 30 sec.							
	WASH CRITERIA	ΔP max 0.5 bar - washing cycles according to water quality							

Applications		Primary filtration on medium to large sized systems (water quality from POOR to GOOD)
	AGRICULTURE	Secondary filtration on "problematic" water (water with high lime and clay content)
		Main filtration on large sized systems (parks, public green spaces, golf courses etc.)
	LANDSCAPE	

**Head loss diagram**  
(single filtering element)

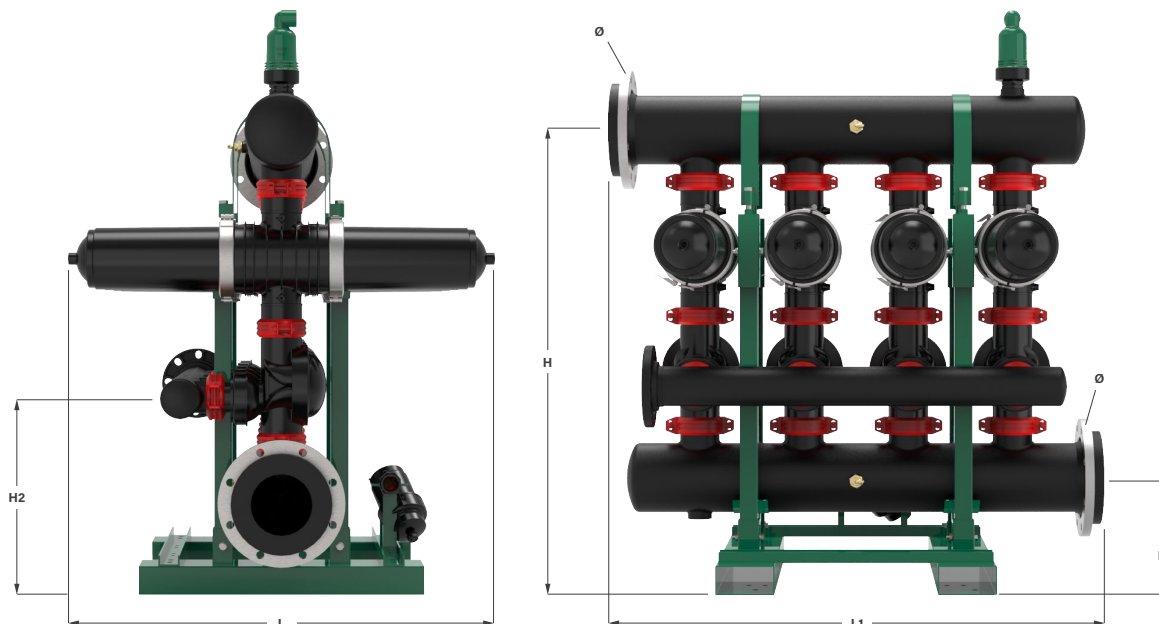


**Recommended flow rate (m<sup>3</sup>/h)**  
according to water quality

Model	Configuration	Flow rate Maximum	Medium Quality	Poor Quality	Very poor Quality
RDL	3 x 4"	192	150	114	90
	4 x 4"	256	200	152	120
	5 x 4"	320	250	190	150
	6 x 4"	384	300	228	180
	7 x 4"	448	350	266	210
	8 x 4"	512	400	304	240
	9 x 43"	576	450	342	270
	10 x 4"	640	500	380	300

# RDL

**RGTODISK**  
AUTOMATIC



Model	No. of Elements per diameter	Code	Off-take	L (mm)	L1 (mm)	H (mm)	H1 (mm)	H2 (mm)
4"	3 x 4"	IFRDL403RFPE <sup>x</sup>	DN200	1240	1120	1185	285	630
	4 x 4"	IFRDL404RFPE <sup>x</sup>			1420			
	5 x 4"	IFRDL405TFPE <sup>x</sup>			1720			
	6 x 4"	IFRDL406TFPE <sup>x</sup>	DN250		2020	1235	310	
	7 x 4"	IFRDL407TFPE <sup>x</sup>			2320			
	8 x 4"	IFRDL408VFPE <sup>x</sup>	DN300		2620	1310	350	
	9 x 4"	IFRDL409VFPE <sup>x</sup>			2920			
	10 x 4"	IFRDL4010VFPE <sup>x</sup>			3220			

### Filtration degree (mesh)

<sup>x</sup>: mesh (replace with:)

Ref.	Mesh	Micron	Colour
H	75	200	
L	120	130	
N	155	100	

### Compatible automation kit ACCESSORIES (to be ordered separately)

Model	No. of Elements x Diameter	KTB	KPB	KFB	KCB	KFA	KCA
RDL 4"	3 x 4"	✓	✓	✓	✓	✓	✓
	4 x 4"	✓	✓	✓	✓	✓	✓
	5 x 4"		✓	✓	✓	✓	✓
	6 x 4"		✓	✓	✓	✓	✓
	7 x 4"			✓	✓	✓	✓
	8 x 4"			✓	✓	✓	✓
	9 x 4"			✓	✓	✓	✓
	10 x 4"			✓	✓	✓	✓

#### KTB



Ref.	Description
IFKTBS01IM	1 outlet - 12VDC latch
IFKTBS02IM	2 outlets - 12VDC latch
IFKTBS03IM	3 outlets - 12VDC latch
IFKTBS04IM	4 outlets - 12VDC latch

#### KFB



Ref.	Description
IFKFBS02I0	2 outlets - 12VDC latch
IFKFBS03I0	3 outlets - 12VDC latch
IFKFBS04I0	4 outlets - 12VDC latch
IFKFBS05I0	5 outlets - 12VDC latch
IFKFBS06I0	6 outlets - 12VDC latch
IFKFBS07I0	7 outlets - 12VDC latch
IFKFBS08I0	8 outlets - 12VDC latch
IFKFBS09I0	9 outlets - 12VDC latch
IFKFBS10I0	10 outlets - 12VDC latch

#### KCB



Ref.	Description
IFKCBS02IM	2 outlets - 12VDC latch
IFKCBS03IM	3 outlets - 12VDC latch
IFKCBS04IM	4 outlets - 12VDC latch
IFKCBS05IM	5 outlets - 12VDC latch
IFKCBS06IM	6 outlets - 12VDC latch
IFKCBS07IM	7 outlets - 12VDC latch

#### KPB



Ref.	Description
IFKPBS02IM	2 outlets - 12VDC latch
IFKPBS03IM	3 outlets - 12VDC latch
IFKPBS04IM	4 outlets - 12VDC latch
IFKPBS05IM	5 outlets - 12VDC latch
IFKPBS06IM	6 outlets - 12VDC latch
IFKPBS07IM	7 outlets - 12VDC latch
IFKPBS08IM	8 outlets - 12VDC latch

#### KFA



Ref.	Description
IFKFAU02I0	2 outlets - 24VAC
IFKFAU04I0	4 outlets - 24VAC
IFKFAU06I0	6 outlets - 24VAC
IFKFAU08I0	8 outlets - 24VAC
IFKFAU10I0	10 outlets - 24VAC

#### KCA



Ref.	Description
IFKCBS02IM	2 outlets - 12VDC latch
IFKCBS03IM	3 outlets - 12VDC latch
IFKCBS04IM	4 outlets - 12VDC latch
IFKCBS05IM	5 outlets - 12VDC latch
IFKCBS06IM	6 outlets - 12VDC latch
IFKCBS07IM	7 outlets - 12VDC latch

## Filtration | Metal filters

*Irritec's line of metal filters offers complete and extremely robust solutions. The product range is divided into sand media filters, screen filters (both traditional and semi-automatic versions) and hydrocyclone sand separators. The special care taken in the construction and the use of high thickness metal make this filter line the*

*right solution for the toughest applications and the most difficult waters. Irritec metal filters are also protected by a thick Epoxy paint that protects the metal from corrosive events over a long period of time.*



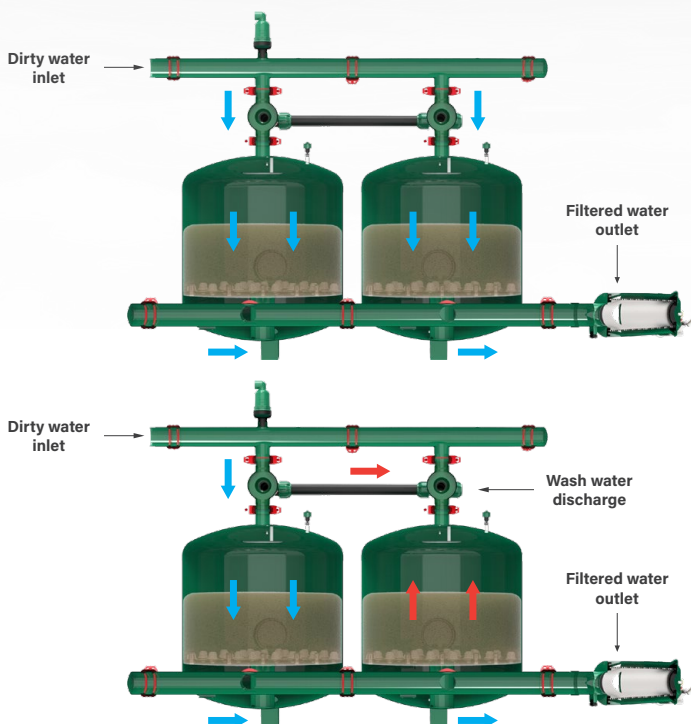


# SAND MEDIA FILTERS



## Advantages

- ✓ **Maximum filtering capacity**, ideal for poor quality water and where algae and/or organic substances are present
- ✓ **Completely automatable**
- ✓ **Modular system**. Wide range of models to suit every need
- ✓ **Sturdy construction** and high quality coating



### Filtration


Dirty water flows through the sand "filter beds". Impurities in the water remain trapped inside.

### Backwash

Reversing the flow through a filtering element causes the sand bed to expand. Accumulated impurities are expelled during "backwashing" through the discharge manifold. The wash cycle ends after repeating this operation for each filtering element.

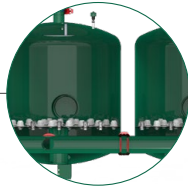
# SAND MEDIA FILTERS

**PRODUCT RANGE: Single element and complete batteries**




## EUV

- Sand media filtering element with drainage consisting of a plate and "mushroom" diffusers
- Diameters from 320 to 1200 mm - connections from 1" - 4"
- Maximum filtration and wash efficiency



## GCV

- Complete filter batteries, consisting of multiple EUV elements and completed with back-up filter and manifolds
- Modular system for any application



## ECV

- Sand media filtering element with drainage consisting of radial arm manifold and "maxi flow" diffusers
- Diameters from 600 to 1200 mm - Connections from 2" - 4"
- Compact, lightweight structure, retractable supports



## HCV

- Complete filtration batteries, consisting of multiple ECV elements. Complete with back-up filter and manifolds.
- Modular system for any capacity.
- Lighter and more compact design than GCV but same build quality.

**EUV**

**SAND MEDIA  
 FILTERS**

**Description**

Sand media filter with "plate" and "mushroom" diffuser drainage. Made of high gauge metal and protected by a high quality epoxy paint. Ideal for treating difficult waters (high turbidity, presence of algae and other organic residues).



**Flow rate**  
 3 - 90 m<sup>3</sup>/h



**Filtering Surface**  
 800 - 11300 cm<sup>2</sup>



**Diameters**  
 1" - 4"



**Advantages**

- ✓ Drainage system (plate) with **very high efficiency** in both the filtration and wash stages
- ✓ **Sturdy construction** with high element metal.
- ✓ **Large, easy to open, oval inspection** and load hatches

**Construction materials**

<b>FILTER BODY</b>	Structural steel
<b>MANIFOLDS</b>	Structural steel
<b>COATING</b>	Polyester powder coating (min. thickness 160 micron)
<b>DIFFUSERS</b>	Polypropylene
<b>FILTERING ELEMENT</b>	Sand (recommended grain size: 0.8 - 1.2 mm)
<b>GASKETS</b>	EPDM
<b>ACCESSORIES</b>	Polypropylene

**Conditions of use**



<b>PH RANGE</b>	4<pH<11
<b>MAX TEMPERATURE</b>	60 °C / 140 °F
<b>MAX PRESSURE</b>	8 bar at 20°C
<b>MIN BACKWASH PRESSURE</b>	2.5 bar



**EUV**

**SAND MEDIA  
FILTERS**

**Selecting the correct model**

BODY DIAMETER	320 mm	400 mm (16")	500 mm (20")	600 mm (24")	900 mm (36")	1200 mm (48")
CONNECTIONS	1"	1 1/2"	2"		3"	4"
MODEL	Type A				Type B	
						

General Specifications	CONNECTION TYPE	Threaded Female		Threaded Female - Flanged - Grooved			
	FILTERING SURFACE	800 cm <sup>2</sup>	1300 cm <sup>2</sup>	2000 cm <sup>2</sup>	2800 cm <sup>2</sup>	6400 cm <sup>2</sup>	11300 cm <sup>2</sup>
	QUANTITY OF SAND	40 kg	75 kg	100 kg	150 kg	350 kg	800 kg
	MAXIMUM FLOW RATE	6 m <sup>3</sup> /h	11 m <sup>3</sup> /h	18 m <sup>3</sup> /h	28 m <sup>3</sup> /h	62 m <sup>3</sup> /h	90 m <sup>3</sup> /h
	FILTERING CAPACITY	<b>VERY HIGH</b>					

Backwash Data	MINIMUM FLOW RATE	3 m <sup>3</sup> /h	5 m <sup>3</sup> /h	8 m <sup>3</sup> /h	11 m <sup>3</sup> /h	25 m <sup>3</sup> /h	45 m <sup>3</sup> /h
	MINIMUM PRESSURE	2.5 bar					
	MIN TIME BACKWASH	60 - 120 sec.					
	BACKWASH CRITERIA	ΔP max 0.5 bar - washing cycles according to water quality					

Applications	 <b>AGRICULTURE</b>	Primary filtration of "Difficult" water - medium-large systems
	 <b>LANDSCAPE</b>	


**EUV**

**SAND MEDIA  
FILTERS**

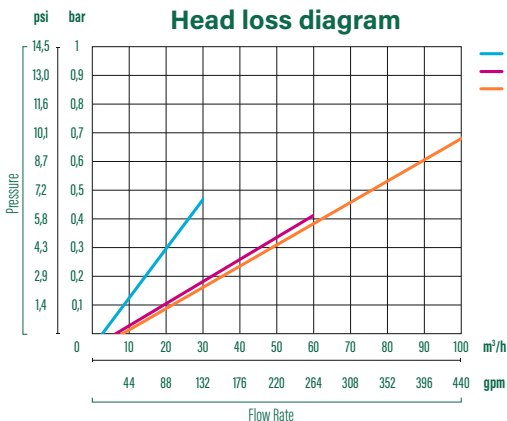
Type A



Type B



Ø body (mm)	Connections		Code	Type	Number of Nozzles	Flow rate (m³/h)	L (mm)	H1 (mm)	H2 (mm)	Weight (kg)	
320	1"	threaded female	IFEUV10H320	-	9	3÷6	320	70	640	35	
400	1 1/2"	threaded female	IFEUV15H400	Type A	12	6÷11	450	275	670	43	
500	2"	threaded female	IFEUV20H500		15	9÷18	550	340	835	60	
600		threaded female	IFEUV20H600		21	14÷28	650	370		70	
900	3"	threaded female	IFEUV30H600	Type B			52		32÷62	1040	400
		grooved	IFEUV30W900		1070	1275					
		flanged	IFEUV30F900		1080	1285					
1200	4"	threaded female	IFEUV40H900		88	35÷65		1050	440	1285	152
		flanged	IFEUV40F900					1080		1285	160
		threaded female	IFEUV40H1200					1350		1365	230
		grooved	IFEUV40W1200					1370	1385		
		flanged	IFEUV40F1200					1380	1400		242



**Recommended flow rate (m³/h) according to water quality**

Model	Body Diameter	Flow rate Maximum	Medium Quality	Poor Quality	Very poor Quality
EUV	320	6	5	4	3
	400	11	8	6	5
	500	18	12	10	8
	600	28	17	14	11
	900	62	40	30	25
	1200	90	70	55	45

# GCV Complete filtration batteries

## SAND MEDIA FILTERS

### Description

Complete filtration battery consisting of EUV filtering elements, back-up filter, inlet & outlet manifolds, PE discharge manifold, 3-way backwash valves and accessories - automation kit not included (can be ordered separately).



## Selecting the correct model

CONFIGURATION	IN LINE									IN PARALLEL						
	600 mm			900 mm			1200 mm			900 mm			1200 mm			
TANKS DIAMETER	600 mm			900 mm			1200 mm			900 mm			1200 mm			
NUMBER OF ELEMENTS	2	3	4	2	3	4	2	3	4	4	5	6	4	5	6	
BACK-UP FILTER	1 x 3"		1 x 4"		1 x 6"		1 x 8"		2 x 6"		1 x 6"		2 x 6"		3 x 6"	
TYPE OF BACK-UP FILTER	EPV															
CONNECTIONS	3"		4"		DN150		DN200		DN150		DN200		DN250		DN250	

General Specifications	CONNECTION TYPE	Threaded Female						Flanged								
	NOMINAL PRESSURE	8 bar														
	FILTERING SURFACE (cm <sup>2</sup> )	5600	8400	11200	12800	19200	25600	22600	33900	45200	25600	32000	38400	45200	56500	67800
	QUANTITY OF SAND (kg)	300	450	600	700	1050	1400	1600	2400	3200	1400	1750	2100	3200	4000	4800
	NOMINAL FLOW RATE (m <sup>3</sup> /h)	40	60	80	80	120	160	140	210	280	160	200	250	280	350	420

### Compatible automation kits (to be ordered separately)

Number of Filters	KTB	KPB	KFB	KCB	KFA	KCA
	Latch Solenoids			24V Solenoids		
1	✓	✓	✓	✓	✓	✓
2	✓	✓	✓	✓	✓	✓
3	✓	✓	✓	✓	✓	✓
4	✓	✓	✓	✓	✓	✓
5		✓	✓	✓	✓	✓
6			✓	✓	✓	✓



Ref.	Description
IFKFB0210	2 outlets - 12VDC latch
IFKFB0310	3 outlets - 12VDC latch
IFKFB0410	4 outlets - 12VDC latch
IFKFB0510	5 outlets - 12VDC latch
IFKFB0610	6 outlets - 12VDC latch
IFKFB0710	7 outlets - 12VDC latch
IFKFB0810	8 outlets - 12VDC latch
IFKFB0910	9 outlets - 12VDC latch
IFKFB1010	10 outlets - 12VDC latch



Ref.	Description
IFKTB011M	1 outlet - 12VDC latch
IFKTB021M	2 outlets - 12VDC latch
IFKTB031M	3 outlets - 12VDC latch
IFKTB041M	4 outlets - 12VDC latch



Ref.	Description
IFKCBS021M	2 outlets - 12VDC latch
IFKCBS031M	3 outlets - 12VDC latch
IFKCBS041M	4 outlets - 12VDC latch
IFKCBS051M	5 outlets - 12VDC latch
IFKCBS061M	6 outlets - 12VDC latch
IFKCBS071M	7 outlets - 12VDC latch



Ref.	Description
IFKPBS021M	2 outlets - 12VDC latch
IFKPBS031M	3 outlets - 12VDC latch
IFKPBS041M	4 outlets - 12VDC latch
IFKPBS051M	5 outlets - 12VDC latch
IFKPBS061M	6 outlets - 12VDC latch
IFKPBS071M	7 outlets - 12VDC latch
IFKPBS081M	8 outlets - 12VDC latch



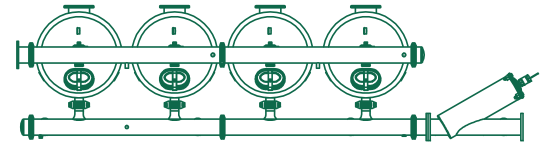
Ref.	Description
IFKFAU0210	2 outlets - 24VAC
IFKFAU0410	4 outlets - 24VAC
IFKFAU0610	6 outlets - 24VAC
IFKFAU0810	8 outlets - 24VAC
IFKFAU1010	10 outlets - 24VAC



Ref.	Description
IFKCBS021M	2 outlets - 12VDC latch
IFKCBS031M	3 outlets - 12VDC latch
IFKCBS041M	4 outlets - 12VDC latch
IFKCBS051M	5 outlets - 12VDC latch
IFKCBS061M	6 outlets - 12VDC latch
IFKCBS071M	7 outlets - 12VDC latch

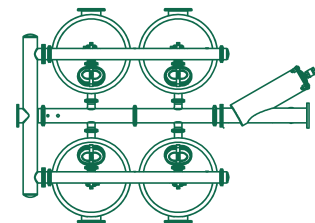
**GCV**

**SAND MEDIA  
FILTERS**



**GCV "In line" models**

Configuration	Code	Nominal flow rate (m³/h)	Connections		L (mm)	L1 (mm)	H (mm)	H1 (mm)	
2 x 600	IFGCV6202PIHI	40	3"	threaded female	2700	1150	835	370	
3 x 600	IFGCV6203PLHI	60			4"				3600
4 x 600	IFGCV6204PLHI	80							4400
2 x 900	IFGCV9302PLHI	80	DN 150	flanged	3200	1200	1680	400	
3 x 900	IFGCV9303PPFI	120			4500		1710		
4 x 900	IFGCV9304PPFI	160			5500		1833		
2 x 1200	IFGCV1402PPFI	140	DN 200	flanged	4100	1500	1865	440	
3 x 1200	IFGCV1403PRFI	210			5000				
4 x 1200	IFGCV1404PRFI	280			6600				



**GCV "In parallel" models**

Configuration	Code	Nominal flow rate (m³/h)	Connections		L (mm)	L1 (mm)	H (mm)	H1 (mm)
4 x 900	IFGCV9304PPFU	160	DN 150	flanged	3700	2640	1680	400
5 x 900	IFGCV9305PRFU	200	DN 200		5000	2700	1710	
6 x 900	IFGCV9306PRFU	250			5500			
4 x 1200	IFGCV1404PRFU	280	DN 250	flanged	5100	3280	1865	440
5 x 1200	IFGCV1405PTFU	350			6200	3340		
6 x 1200	IFGCV1406PTFU	420			6800			

**ECV**

**SAND MEDIA  
FILTERS**

**Description**

Sand media filter with radial arm and "maxi-flow" diffuser drainage. Made of high gauge metal and protected by a high quality epoxy paint. Ideal for treating difficult waters (high turbidity, presence of algae and other organic residues)



**Flow rate**  
14 - 90 m<sup>3</sup>/h



**Filtering Surface**  
2800 - 11300 cm<sup>2</sup>



**Diameters**  
2" - 4"



**Advantages**

- ✓ **Lightweight, compact design** – retractable supports
- ✓ **Sturdy construction** with high gauge metal.
- ✓ Large, easy to open, oval inspection **and load hatches**



**Construction materials**

<b>FILTER BODY</b>	Structural steel
<b>MANIFOLDS</b>	Structural steel
<b>COATING</b>	Polyester powder coating (min. thickness 160 micron)
<b>DIFFUSERS</b>	Polypropylene
<b>FILTERING ELEMENT</b>	Sand (recommended grain size: 0.8 - 1.2 mm)
<b>GASKETS</b>	EPDM
<b>ACCESSORIES</b>	Polypropylene

**Conditions of use**


<b>PH RANGE</b>	4<pH<11
<b>MAX TEMPERATURE</b>	60 °C / 140 °F
<b>MAX PRESSURE</b>	8 bar at 20°C
<b>MIN BACKWASH PRESSURE</b>	2.5 bar

Selecting the correct model


MODEL	600 (24")	750 (30")	900 (36")	1200 (48")
CONNECTIONS	2"		3"	4"
MODEL	Type A		Type B	
				

General Specifications	CONNECTION TYPE	Threaded Female		Threaded Female - Flanged - Grooved	
	FILTERING SURFACE	2800 cm <sup>2</sup>	4400 cm <sup>2</sup>	6400 cm <sup>2</sup>	11300 cm <sup>2</sup>
	QUANTITY OF SAND	150 kg	200 kg	350 kg	800 kg
	MAXIMUM FLOW RATE	28 m <sup>3</sup> /h	42 m <sup>3</sup> /h	62 m <sup>3</sup> /h	90 m <sup>3</sup> /h
	FILTERING CAPACITY	VERY HIGH			

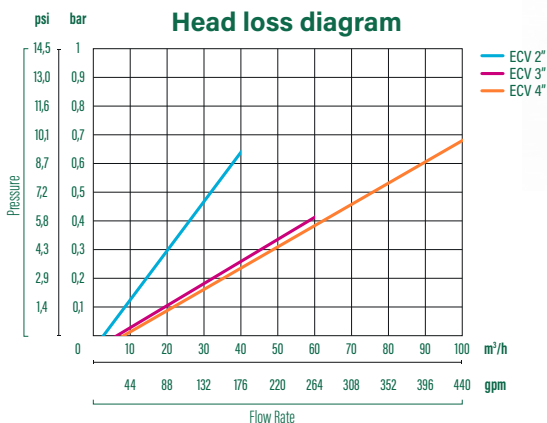

Backwash Data	MINIMUM FLOW RATE	11 m <sup>3</sup> /h	18 m <sup>3</sup> /h	25 m <sup>3</sup> /h	45 m <sup>3</sup> /h
	MINIMUM PRESSURE	2.5 bar			
	MIN TIME BACKWASH	60 - 120 sec.			
	BACKWASH CRITERIA	ΔP max 0.5 bar - washing cycles according to water quality			

Applications	 AGRICULTURE	Primary filtration of "Difficult" water
	 LANDSCAPE	

**ECV** **SAND MEDIA**  
FILTERS



Ø body (mm)	Connections		Code	Type	Number Nozzles	Length Nozzles (mm)	Flow rate (m³/h)	L (mm)	H (mm)	H1 (mm)	H2 (mm)	Weight (kg)
600	2"	threaded female	IFECV20H600	Type A	6	237	14÷28	650	1000	335	275	70
750		threaded female	IFECV20H750	Type B	6	274	21÷42	810	1220	350	-	85
900	3"	threaded female	IFECV30H900		8	347	32÷62	960	1265	300	-	110
		grooved	IFECV30W900						1245	320	-	120
		flanged	IFECV30F900						1200	370	-	120
1200	4"	threaded female	IFECV40H1200		16	493	35÷90	1320	1340	300	-	220
		grooved	IFECV40W1200						1300	340	-	230
		flanged	IFECV40F1200	1270					370	-	230	



**Recommended flow rate (m³/h) according to water quality**

Model	Body Diameter	Flow rate Maximum	Medium Quality	Poor Quality	Very poor Quality
ECV	600	28	17	14	11
	750	42	26	22	18
	900	62	40	30	25
	1200	90	70	55	45

# HCV Complete filtration batteries

# SAND MEDIA FILTERS

### Description

Complete filtration battery consisting of ECV filtering elements, mesh back-up filter, inlet & outlet manifolds, PE discharge manifold, 3-way backwash valves and accessories - automation kit not included (can be ordered separately).



## Selecting the correct model

CONFIGURATION	IN LINE									IN PARALLEL				
TANKS DIAMETER	600 mm			900 mm			1200 mm			900 mm		1200 mm		
NUMBER OF ELEMENTS	2	3	4	2	3	4	2	3	4	4	6	4	6	
BACK-UP FILTER	1 x 3"	1 x 4"			1 x 6"			1 x 8"	2 x 6"	1 x 6"	2 x 6"		3 x 6"	
TYPE OF BACK-UP FILTER	EPV													
CONNECTIONS	3"			4"			DN150			DN200	DN150	DN200		DN250

General Specifications	CONNECTION TYPE	Threaded Female						Flanged						
	NOMINAL PRESSURE	8 bar												
	FILTERING SURFACE (cm <sup>2</sup> )	5600	8400	11200	12800	19200	25600	22600	33900	45200	25600	38400	45200	67800
	QUANTITY OF SAND (kg)	300	450	600	700	1050	1400	1600	2400	3200	1400	2100	3200	4800
	NOMINAL FLOW RATE (m <sup>3</sup> /h)	40	60	80	80	120	160	140	210	280	160	250	280	420

### Compatible automation kit ACCESSORIES (to be ordered separately)

Number of Filters	KTB	KPB	KFB	KCB	KFA	KCA
	Latch Solenoids			24V Solenoids		
1	✓	✓	✓	✓	✓	✓
2	✓	✓	✓	✓	✓	✓
3	✓	✓	✓	✓	✓	✓
4	✓	✓	✓	✓	✓	✓
5		✓	✓	✓	✓	✓
6			✓	✓	✓	✓



Ref.	Description
IFKFBS0210	2 outlets - 12VDC latch
IFKFBS0310	3 outlets - 12VDC latch
IFKFBS0410	4 outlets - 12VDC latch
IFKFBS0510	5 outlets - 12VDC latch
IFKFBS0610	6 outlets - 12VDC latch
IFKFBS0710	7 outlets - 12VDC latch
IFKFBS0810	8 outlets - 12VDC latch
IFKFBS0910	9 outlets - 12VDC latch
IFKFBS1010	10 outlets - 12VDC latch



Ref.	Description
IFKTBS011M	1 outlet - 12VDC latch
IFKTBS021M	2 outlets - 12VDC latch
IFKTBS031M	3 outlets - 12VDC latch
IFKTBS041M	4 outlets - 12VDC latch



Ref.	Description
IFKCBS021M	2 outlets - 12VDC latch
IFKCBS031M	3 outlets - 12VDC latch
IFKCBS041M	4 outlets - 12VDC latch
IFKCBS051M	5 outlets - 12VDC latch
IFKCBS061M	6 outlets - 12VDC latch
IFKCBS071M	7 outlets - 12VDC latch



Ref.	Description
IFKCBS021M	2 outlets - 12VDC latch
IFKCBS031M	3 outlets - 12VDC latch
IFKCBS041M	4 outlets - 12VDC latch
IFKCBS051M	5 outlets - 12VDC latch
IFKCBS061M	6 outlets - 12VDC latch
IFKCBS071M	7 outlets - 12VDC latch



Ref.	Description
IFKPBS021M	2 outlets - 12VDC latch
IFKPBS031M	3 outlets - 12VDC latch
IFKPBS041M	4 outlets - 12VDC latch
IFKPBS051M	5 outlets - 12VDC latch
IFKPBS061M	6 outlets - 12VDC latch
IFKPBS071M	7 outlets - 12VDC latch
IFKPBS081M	8 outlets - 12VDC latch




Ref.	Description
IFKFAU0210	2 outlets - 24VAC
IFKFAU0410	4 outlets - 24VAC
IFKFAU0610	6 outlets - 24VAC
IFKFAU0810	8 outlets - 24VAC
IFKFAU1010	10 outlets - 24VAC



**HCV**

**SAND MEDIA  
FILTERS**

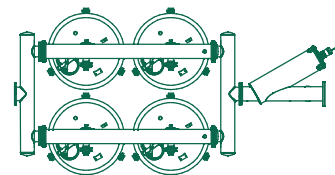


**HCV "In line" models**



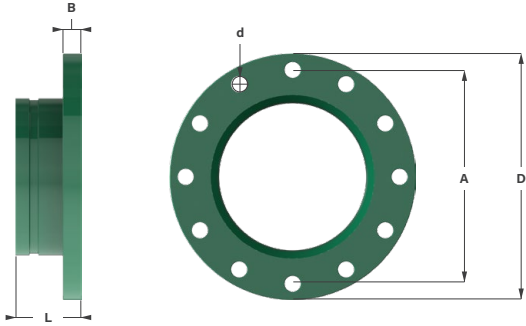
Configuration	Code	Nominal flow rate (m³/h)	Connections		L (mm)	L1 (mm)	H (mm)	H1 (mm)
2 x 600	IFHCV6202PIHI	40	3"	threaded female	2700	1150	610	335
3 x 600	IFHCV6203PLHI	60			3600			
4 x 600	IFHCV6204PLHI	80			4400			
2 x 900	IFHCV9302PLHI	80	4"	threaded female	3200	1200	1510	180
3 x 900	IFHCV9303PPFI	120			4500		1570	210
4 x 900	IFHCV9304PPFI	160			5500		1615	
2 x 1200	IFHCV1402PPFI	140	DN 150	flanged	4100	1500	1615	270
3 x 1200	IFHCV1403PRFI	210			5000		1710	
4 x 1200	IFHCV1404PRFI	280			6600			

**HCV "In parallel" models**



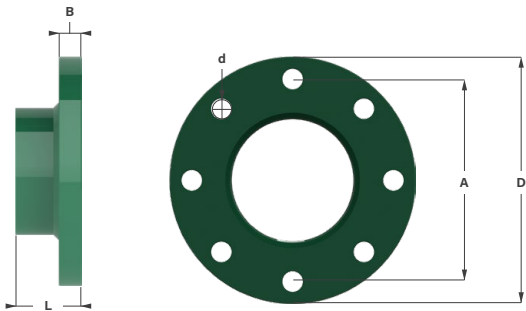
Configuration	Code	Nominal flow rate (m³/h)	Connections		L (mm)	L1 (mm)	H (mm)	H1 (mm)
4 x 900	IFGCV9304PPFU	160	DN 150	flanged	3700	2640	1570	210
6 x 900	IFGCV9306PRFU	250	DN 200		4660	2700	1710	270
4 x 1200	IFGCV1404PRFU	280			4260	3280		
6 x 1200	IFGCV1406PTFU	420	DN 250		6800	3340	1740	310

## M10 Flanged/grooved adapter



Connections	Code	L (mm)	D (mm)	A (mm)	B (mm)	No. of holes	d (mm)	Weight (kg)
DN 80 - 3"	IFM10V03F03V	110	200	160	20	8	18	5
DN 80 - 4"	IFM10V03F04V	260	200	160	20	8	18	5
DN 100 - 3"	IFM10V04F03V	260	220	180	22	8	18	6
DN 100 - 4"	IFM10V04F04V	110	220	180	22	8	18	6
DN 150 - 6"	IFM10V06F06V	110	285	240	24	8	22	8
DN 200 - 8"	IFM10V08F08V	90	340	295	24	8	22	10

## M11 Flanged adapter/female threaded



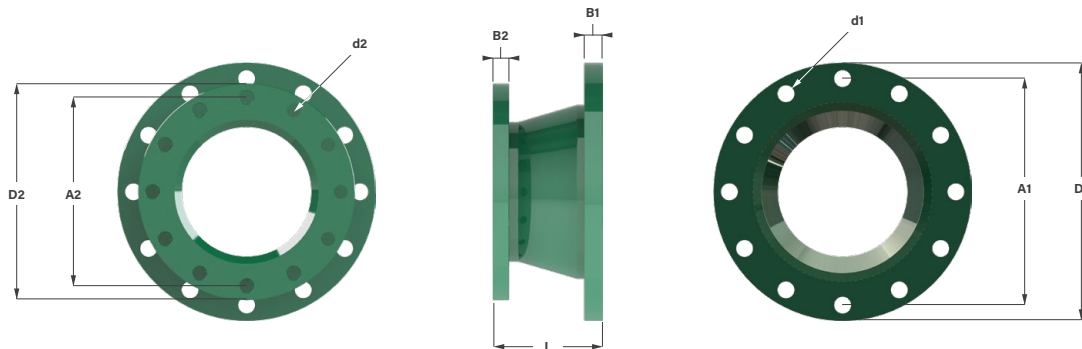
Connections	Code	L (mm)	D (mm)	A (mm)	B (mm)	No. of holes	d (mm)	Weight (kg)
DN 80 - 3"	IFM11V03F03H	55	200	160	20	8	18	5
DN 100 - 4"	IFM11V04F04H	60	220	180	22	8	18	5
DN 125 - 4"	IFM11V05F04H	180	250	210	22	8	18	9
DN 125 - 5"	IFM11V05F05H	65	250	210	22	8	18	6

## M14 Grooved plug




Connections	Code	L (mm)	Weight (kg)
2"	IFM14V02	125	0.9
3"	IFM14V03	130	1.1
4"	IFM14V04	135	1.9
6"	IFM14V06	145	2.6
8"	IFM14V08	170	3.2

## M16 Flanged adapter




Connections	Code	L1 (mm)	D1 (mm)	A1 (mm)	B1 (mm)	No. of holes 1	d1 (mm)	D2 (mm)	A2 (mm)	B2 (mm)	No. of holes 2	d2 (mm)	Weight (kg)
DN 100 - DN 80	IFM16V04F03F	120	220	180	22	8	18	200	160	20	8	18	10
DN 125 - DN 100	IFM16V05F04F	150	250	210	22	8	18	220	180	22	8	18	11
DN 150 - DN 100	IFM16V06F04F	160	285	240	24	8	22	220	180	22	8	18	13
DN 150 - DN 125	IFM16V06F05F	160	285	240	24	8	22	250	210	22	8	18	15
DN 200 - DN 150	IFM16V08F06F	160	340	295	24	8	22	285	240	24	8	22	20
DN 250 - DN 200	IFM16V10F08F	160	395	350	26	12	22	340	295	24	8	22	25

## M21 Grooved adapter/female threaded




Connections	Code	L (mm)	Weight (kg)
2"	IFM21V02H02V	130	1.1
3"	IFM21V03H03V	135	1.3
4"	IFM21V04H04V	145	1.9

## M22 Grooved adapter/female threaded



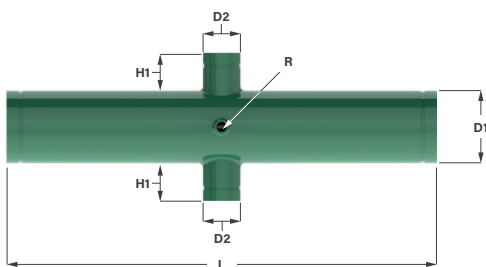
Connections	Code	L (mm)	Weight (kg)
2"	IFM22V02M02V	200	1.5
3"	IFM22V03M03V	200	1.6
4"	IFM22V04M04V	200	1.8

## FCV Single outlet manifold with threaded outlets for pressure tapping and venting



D1 (inch)		D2 (inch)		Code	H1 (mm)	R (inch)	R1 (inch)	L (mm)	Weight (kg)
3"	grooved	2"	grooved	IFFCV0401IV2V	90	1"	3/4"	800	6
4"	grooved	2"	grooved	IFFCV0401LV2V	90	1"	3/4"	800	8
4"	grooved	3"	grooved	IFFCV0501LV3V	80	2"	3/4"	1000	10
6"	grooved	3"	grooved	IFFCV0501PV3V	80	2"	3/4"	1000	17
6"	grooved	4"	grooved	IFFCV0661PV4V	80	2"	3/4"	1320	23
DN 200	flanged	4"	grooved	IFFCV06618F4V	85	2"	3/4"	1320	49

## FCV Double outlet manifold with threaded outlets for pressure tapping



D1 (inch)		D2 (inch)		Code	H1 (mm)	R (inch)	L (mm)	Weight (kg)
6"	grooved	3"	grooved	IFFDV0501PV3V	85	3/4"	1000	18
DN 200	flanged	3"	grooved	IFFDV05018F3V	90	3/4"	1000	45
DN 200	flanged	4"	grooved	IFFDV06618F4V	85	3/4"	1320	53
DN 250	flanged	4"	grooved	IFFDV0661TF4V	85	3/4"	1320	74

# SAND MEDIA

## DUAL FILTERS



### Advantages

- ✓ Sand filtration unit **compact and autonomous**
- ✓ **Easy to transport**
- ✓ **Completely automatable**
- ✓ **High filtering surface area**
- ✓ **Robust** and durable construction.

### Principle of operation

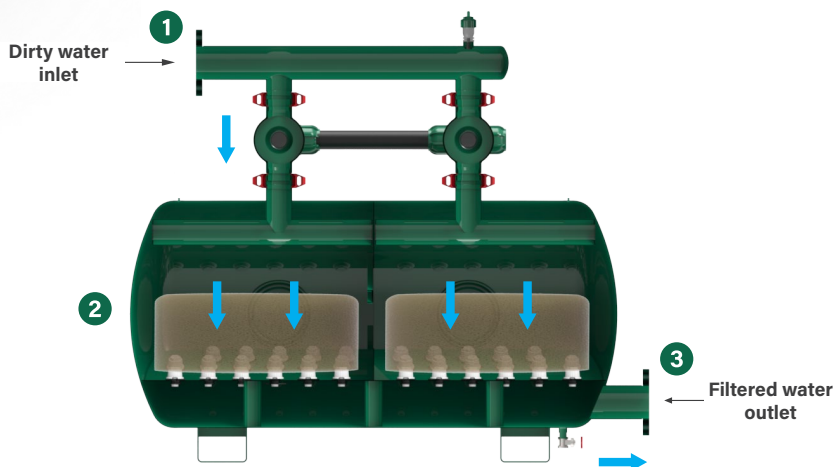
#### Filtration stage

1. Dirty water enters through the inlet manifold
2. As it passes through the sand bed, the impurities are trapped
3. The filtered water exits through the outlet manifold

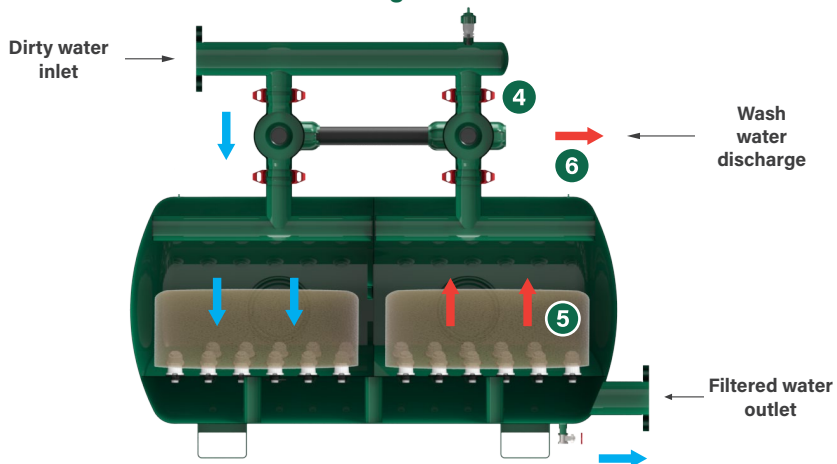
#### Backwash stage

4. One of the 3-way valves switches to the wash stage, (on command by the Control Unit)
5. The water flows in the opposite direction, in the relative chamber, removing the collected impurities (backwashing).
6. The impurities are discharged with the wash water through the discharge manifold.

### Filtration stage




### Backwash stage



# SAND MEDIA


## DUAL FILTERS

### PRODUCT RANGE: Dual chamber and Four chamber




#### ER - Dual chamber - plate drainage

- Drainage consisting of a PLATE and "mushroom" diffusers
- Models from 2" to DN125
- "Standard" lateral water outlet
- Robustness and transportability



#### EM - Dual Chamber Maxi Flow

- Drainage consisting of "maxi flow" diffusers
- Models from 2" to DN125
- Central water outlet - allows for more compact installations
- Lightweight design - increased filter bed height



#### EQ3V Four chamber

- Drainage consisting of a PLATE and "mushroom" diffusers
- Special DN150 model
- Handles high flow rates (up to 160 m<sup>3</sup>/h) in a single compact body
- Robustness and transportability

**ER**

**SAND MEDIA**  
DUAL FILTERS

**Description**

Dual chamber sand media filter with "plate" and "mushroom" diffuser drainage. It combines the functions of 2-element battery in a compact and transportable body. Ideal for treating difficult waters (high turbidity, presence of algae and other organic residues) in medium-sized systems.



**Flow rate**  
10 - 100 m<sup>3</sup>/h



**Filtering Surface**  
3490 - 15000 cm<sup>2</sup>



**Diameters**  
1"1/2 - 5" (DN125)



**Advantages**

- ✓ **"Plate" drainage system** with very high efficiency in both the filtration and wash stages
- ✓ **Sturdy construction** with high gauge metal.
- ✓ **High surface area filtration** in a compact and transportable body
- ✓ **Large inspection and load hatches**, for easier maintenance and use

**Construction materials**

<b>FILTER BODY</b>	Structural steel
<b>MANIFOLDS</b>	Structural steel
<b>COATING</b>	Polyester powder coating (min. thickness 160 micron)
<b>DIFFUSERS</b>	Polypropylene
<b>FILTERING ELEMENT</b>	Sand (recommended grain size: 0.8 - 1.2 mm)
<b>GASKETS</b>	EPDM
<b>ACCESSORIES</b>	Polypropylene

**Conditions of use**

<b>PH RANGE</b>	4 < pH < 11
<b>MAX TEMPERATURE</b>	60 °C / 140 °F
<b>MAX PRESSURE</b>	8 bar at 20°C
<b>MIN PRESSURE</b>	2.5 bar (backwash stage)

**ER**


**SAND MEDIA**  
DUAL FILTERS

**Selecting the correct model**

General Specifications	BODY DIAMETER	400 mm	500 mm	600 mm	750 mm	850 mm
	CONNECTIONS	1 1/2"	2"	3"	4"	5"
	CONNECTION TYPE	Threaded Female		Threaded Female - Flanged		Flanged
	QUANTITY OF SAND	60 kg	120 kg	200 kg	450 kg	600 kg
	FILTERING SURFACE	3490 cm <sup>2</sup>	4910 cm <sup>2</sup>	6630 cm <sup>2</sup>	11040 cm <sup>2</sup>	15050 cm <sup>2</sup>
	MAXIMUM FLOW RATE	11 m <sup>3</sup> /h	30 m <sup>3</sup> /h	60 m <sup>3</sup> /h	80 m <sup>3</sup> /h	110 m <sup>3</sup> /h
	FILTERING CAPACITY	VERY HIGH				
Backwash Data	MINIMUM FLOW RATE	7 m <sup>3</sup> /h	10 m <sup>3</sup> /h	14 m <sup>3</sup> /h	22 m <sup>3</sup> /h	30 m <sup>3</sup> /h
	MINIMUM PRESSURE	2.5 bar				
	MIN TIME BACKWASH	60 - 120 sec.				
	BACKWASH CRITERIA	ΔP max 0.5 bar - washing cycles according to water quality				
Applications	 AGRICULTURE	Primary filtration of "Difficult" water - medium-large systems				
	 LANDSCAPE					


**Compatible automation kits**  
(to be ordered separately)

**KTB**




Ref.	Description
IFKTBS02IM	2 outlets - 12VDC latch

**KFA**




Ref.	Description
IFKFAU02IO	2 outlets - 24VAC

**KPB**






Ref.	Description
IFKPBS02IM	2 outlets - 12VDC latch

**KFB**



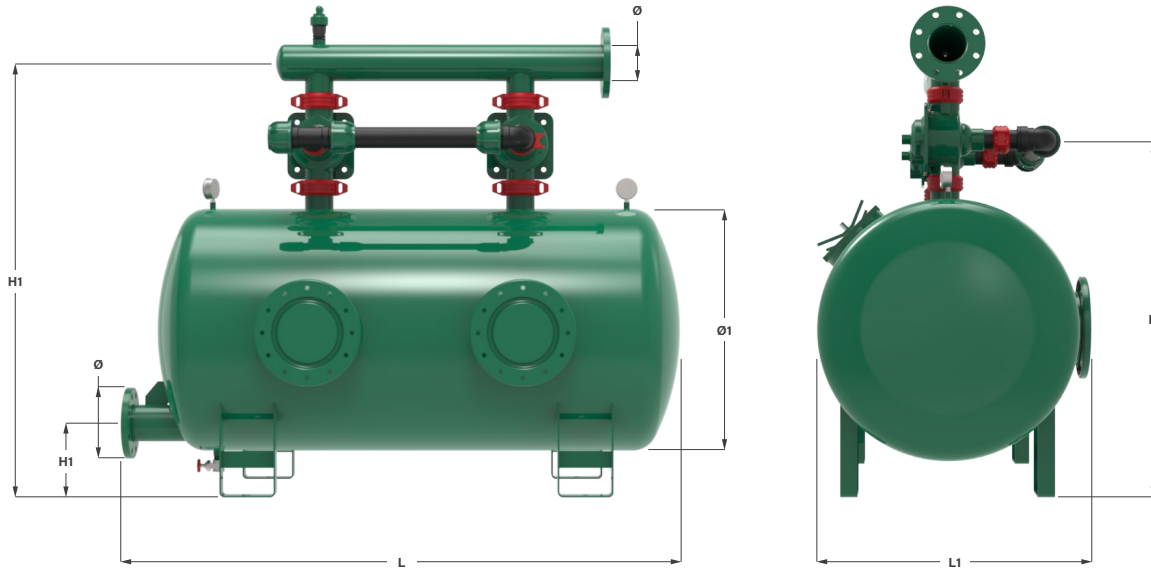
Ref.	Description
IFKFB02IO	2 outlets - 12VDC latch

**DUAL CHAMBER FILTER: CONTROL VALVE OPTIONS**

FILTER BODY AND MANIFOLD	BALL VALVE KIT (MANUAL)	3-WAY VALVE KIT (AUTOMATABLE)
		
IFERV15H		
OFER3V20H		
OFER3V30H	OFKMRV0GI	IFKMV02G
OFER3V30F		
OFER3V40H		
OFER3V40F	OFKMRV0LM	IFKMV02I
OFER3V50F		

**ER**

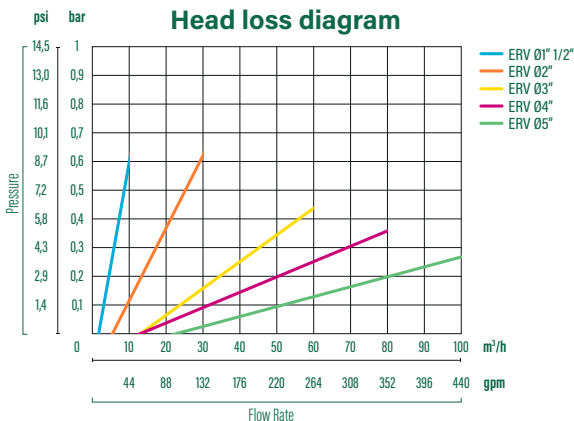
**SAND MEDIA**  
DUAL FILTERS



Ø body (mm)	Connections		Code	Number of Nozzles	Filtration Surface (cm <sup>2</sup> )	Flow rate (m <sup>3</sup> /h)	L (mm)	H (mm)	H1 (mm)	H2 (mm)	Weight (kg)
400	1 1/2"	threaded female	IFERV15H	16	3490	5÷11	900	470	190	910	68
500	2"	threaded female	IFER3V20H	38	4910	10÷30	1160	570	190	1020	100
600	3"	threaded female	IFER3V30H	46	6630	30÷60	1350	670	245	1220	150
600		flanged	IFER3V30F			30÷60	1330				140
750	4"	threaded female	IFER3V40H	68	11040	40÷80	1730	820	245	1430	260
750		flanged	IFER3V40F			40÷80	1700				270
850	5"	flanged	IFER3V50F	86	15050	70÷110	2050	920	280	1550	350



Diffuser nozzle



**Recommended flow rate (m<sup>3</sup>/h) according to water quality**

Model	Model	Flow rate Maximum	Medium Quality	Poor Quality	Very poor Quality
ER	2"	30	25	20	15
	3"	60	40	25	20
	4"	80	60	45	35
	DN125	110	90	70	45



**EM**

**SAND MEDIA**  
DUAL FILTERS

**Description**

Dual chamber sand media filter with manifold and "maxi-flow" diffuser drainage. It combines the functions of a 2-element battery in a compact and transportable body. The unique central outlet design is ideal for compact installations and mounting on a trolley.



**Flow rate**  
10 - 100 m<sup>3</sup>/h



**Filtering Surface**  
4900 - 15000 cm<sup>2</sup>



**Diameters**  
2" - 5" (DN125)

**Advantages**

- ✓ "Maxi-Flow" **drainage system**
- ✓ **Greater volume of sand** compared to other models on the market
- ✓ **High surface area filtration** in a compact and transportable body
- ✓ **Large, easy to open, oval inspection and load hatches**





**Construction materials**

<b>FILTER BODY</b>	Structural steel
<b>MANIFOLDS</b>	Structural steel
<b>COATING</b>	Polyester powder coating (min. thickness 160 micron)
<b>DIFFUSERS</b>	Polypropylene
<b>FILTERING ELEMENT</b>	Sand (recommended grain size: 0.8 - 1.2 mm)
<b>GASKETS</b>	EPDM
<b>ACCESSORIES</b>	Polypropylene

**Conditions of use**


<b>PH RANGE</b>	4<pH<11
<b>MAX TEMPERATURE</b>	60 °C / 140 °F
<b>MAX PRESSURE</b>	8 bar at 20°C
<b>MIN PRESSURE</b>	2.5 bar (backwash stage)

**Selecting the correct model**

General Specifications	BODY DIAMETER	500 mm	600 mm	750 mm	850 mm
	CONNECTIONS	2"	3"	4"	5"
	CONNECTION TYPE	Threaded Female		Flanged	
	QUANTITY OF SAND	150 kg	250 kg	500 kg	700 kg
	FILTERING SURFACE	4910 cm <sup>2</sup>	6630 cm <sup>2</sup>	11040 cm <sup>2</sup>	15050 cm <sup>2</sup>
	MAXIMUM FLOW RATE	30 m <sup>3</sup> /h	60 m <sup>3</sup> /h	80 m <sup>3</sup> /h	110 m <sup>3</sup> /h
	FILTERING CAPACITY	VERY HIGH			
	Backwash Data	MINIMUM FLOW RATE	10 m <sup>3</sup> /h	14 m <sup>3</sup> /h	22 m <sup>3</sup> /h
MINIMUM PRESSURE		2.5 bar			
MIN TIME BACKWASH		60 - 120 sec.			
BACKWASH CRITERIA		ΔP max 0.5 bar - washing cycles according to water quality			
Applications	 AGRICULTURE	Primary filtration of "Difficult" water			
	 LANDSCAPE				


**Compatible automation kits**  
(to be ordered separately)

**KTB**




Ref.	Description
IFKTBS02IM	2 outlets - 12VDC latch

**KFA**




Ref.	Description
IFKFAU0210	2 outlets - 24VAC

**KPB**






Ref.	Description
IFKPB02IM	2 outlets - 12VDC latch

**KFB**




Ref.	Description
IFKFB0210	2 outlets - 12VDC latch

**DUAL CHAMBER FILTER: CONTROL VALVE OPTIONS**

FILTER BODY AND MANIFOLD	BALL VALVE KIT (MANUAL)	3-WAY VALVE KIT (AUTOMATABLE)
		
IFERV15H		
OFEM3V20H	OFKMRV0GI	IFKMV02G
OFEM3V30H		
OFEM3V40F	OFKMRV0LM	IFKMV02I
OFEM3V50F		

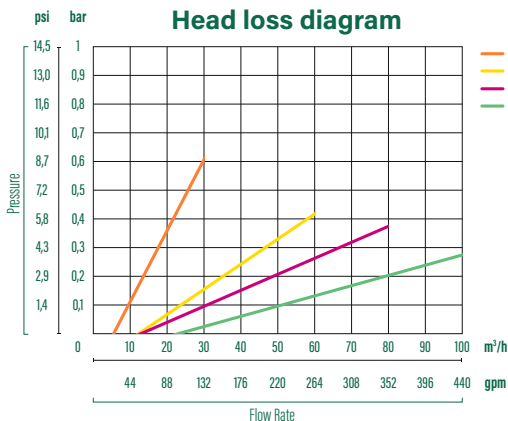

**EM**

**SAND MEDIA**  
DUAL FILTERS



Ø body (mm)	Connections		Code	Number Nozzles	Nozzle Length (mm)	Flow rate (m³/h)	L (mm)	L1 (mm)	H1 (mm)	H2 (mm)	Weight (kg)
500	2"	threaded female	0FEM3V20H	6	383	10÷30	1250	550	190	1020	100
600	3"	threaded female	0FEM3V30H	12	420	30÷60	1450	650	245	1220	150
750	4"	flanged	0FEM3V40F	14	602	40÷80	1850	800	245	1430	270
850	5"	flanged	0FEM3V50F	18	712	70÷110	2150	900	280	1550	350

**Diffuser nozzle**



**Recommended flow rate (m³/h) according to water quality**

Model	Model	Flow rate Maximum	Medium Quality	Poor Quality	Very poor Quality
EM	2"	30	25	20	15
	3"	60	40	25	20
	4"	80	60	45	35
	5"	110	90	70	45

**EQ3V**

**SAND MEDIA**  
DUAL FILTERS

**Description**

Four chamber sand media filter with plate and "mushroom" diffuser drainage. It combines the functions of a 4-element sand media filter battery in a compact and transportable body. Complete with 3-way valves and ready to be automated.



**Flow rate**  
80 - 160 m<sup>3</sup>/h



**Filtration Surface**  
22700 cm<sup>2</sup>



**Diameters**  
6" (DN150)



**Advantages**

- ✓ Unique **four chamber** DN150 model
- ✓ Handles high capacities while maintaining a **compact and transportable structure.**
- ✓ Large, easy to open, **oval inspection and load hatches**

**Construction materials**

<b>FILTER BODY</b>	Structural steel
<b>MANIFOLDS</b>	Structural steel
<b>COATING</b>	Polyester powder coating (min. thickness 160 micron)
<b>DIFFUSERS</b>	Polypropylene
<b>FILTERING ELEMENT</b>	Sand (recommended grain size: 0.8 - 1.2 mm)
<b>GASKETS</b>	EPDM
<b>ACCESSORIES</b>	Polypropylene



**Conditions of use**


<b>PH RANGE</b>	4<pH<11
<b>MAX TEMPERATURE</b>	60 °C / 140 °F
<b>MAX PRESSURE</b>	8 bar at 20°C
<b>MIN PRESSURE</b>	2.5 bar (backwash stage)

**EQ3V**


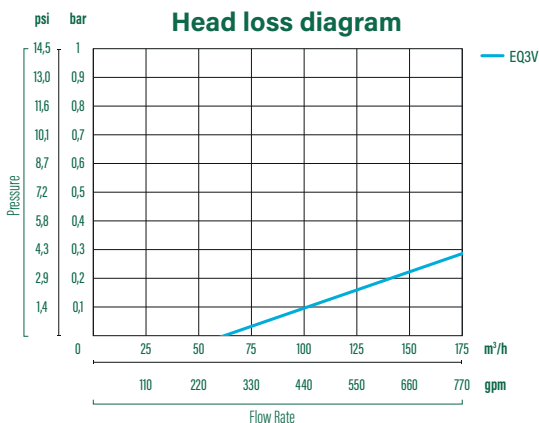
**SAND MEDIA**  
DUAL FILTERS

Selecting the correct model


General Specifications	BODY DIAMETER	1200 mm
	CONNECTIONS	6"
	CONNECTION TYPE	Flanged
	QUANTITY OF SAND	1600 kg
	FILTERING SURFACE	22700 cm <sup>2</sup>
	MAXIMUM FLOW RATE	160 m <sup>3</sup> /h
	FILTERING CAPACITY	VERY HIGH
Backwash Data	MINIMUM FLOW RATE	35 m <sup>3</sup> /h
	MINIMUM PRESSURE	2.5 bar
	MIN TIME BACKWASH	60 - 120 sec.
	BACKWASH CRITERIA	ΔP max 0.5 bar - washing cycles according to water quality
Applications	 AGRICULTURE	Primary filtration of "difficult" water - medium-large systems
	 LANDSCAPE	



Ø body (mm)	Connections		Code	Number of Nozzles	Flow rate (m <sup>3</sup> /h)	L (mm)	L1 (mm)	H1 (mm)	H2 (mm)	Weight (kg)
1200	6"	flanged	IFEQ3V60F	192	80-160	2200	1350	300	1850	860



# METAL SCREEN FILTERS

  
**Flow rate**  
Up to 300 m<sup>3</sup>/h

  
**Filtering Surface**  
960 - 6028 cm<sup>2</sup>

  
**Diameters**  
2" - 8"

**75**  
(200 micron)

**120**  
(130 micron)

**155**  
(100 micron)

## Advantages

- ✓ **Sturdy construction** with high thickness steel.
- ✓ **Wide range of models** Traditional and Semi-automatic
- ✓ **"Handwheel" opening** on all models to facilitate the opening and closing of the filter



### Construction materials

<b>FILTER BODY</b>	Structural steel
<b>MANIFOLDS</b>	Structural steel
<b>COATING</b>	Polyester powder coating (min. thickness 160 micron)
<b>FILTERING ELEMENT</b>	Stainless steel screen (standard grade 120 mesh) on perforated PVC support
<b>GASKETS</b>	EPDM

### Conditions of use

<b>PH RANGE</b>	4<pH<11
<b>MAX TEMPERATURE</b>	60 °C / 140 °F
<b>MAX PRESSURE</b>	8 bar at 20°C

# METAL SCREEN FILTERS

## Selecting the correct model

MODEL	EDV90	EDV	ESV	EPV90	EPV	
FILTERING ELEMENT	Disks		Polyester Screen + Stainless Steel Cylinder	Stainless Steel Screen + PVC Structure		
General Specifications	DIAMETERS	2" - 4"	2" - 5"	2" - 6"	2" - 8"	
	CONNECTIONS	Threaded Female	Threaded Female - Flanged (according to size)			
	FILTRATION DEGREES	75 - 120 - 155 mesh   200 - 130 - 100 micron				
	RANGE OF FLOW RATES	15 - 80 m³/h	15 - 110 m³/h	15 - 150 m³/h	15 - 300 m³/h	
	FILTERING SURFACE	1196 - 1868 cm²	1260 - 4769 cm²	1055 - 4929 cm²	1055 - 6028 cm²	
Applications	AGRICULTURE	Secondary filtration (back-up filter) Primary filtration of good quality well water				
	LANDSCAPE	Primary Filtration of good quality water				




**EPV**

**METAL SCREEN FILTERS**

**Description**

Manual screen filter for in-line installation. Filtering element with stainless steel screen bonded to a perforated PVC cylinder. Available in a wide range of sizes (up to 8"). Sturdy metal construction with handwheel making it easy to open.



Internal	Connections	Code	PN	Flow rate (m³/h)	Filtering Surface (cm²)	Ø body (inch)	L (mm)	L1 (mm)	A (mm)	H (mm)	Weight (kg)
2"	threaded female	IFEPV20Hyy	8	15÷30	1055	6"	440	530	300	400	11
3"	threaded female	IFEPV30Hyy					660	710		450	17
	flanged	IFEPV30Fyy		610	660		500	24			
4"	threaded female	IFEPV40Hyy		40÷80	2318	8"	770	860		580	25
	flanged	IFEPV40Fyy					710	830		600	34
5"	flanged	IFEPV50Fyy		80÷110	3014		720	940		650	41
6"	flanged	IFEPV60Fyy		110÷150	4929	10"	1000	1100		700	60
8"	flanged	IFEPV80Fyy	150÷300	6028	8"	800	800	350	1350	90	

**Filtering cartridge**



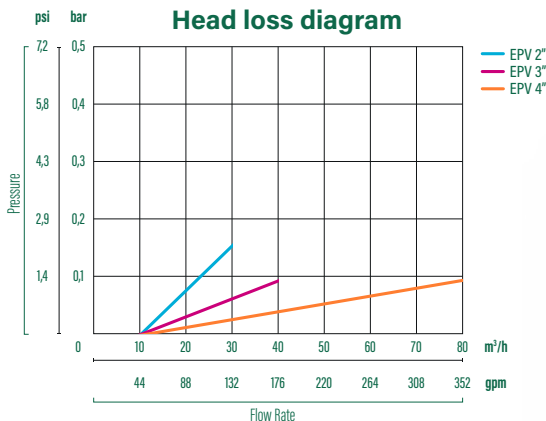

**Filtration degree (mesh)**

yy: mesh (replace with:)

Ref.	Mesh	Micron	Colour
08	75	200	
12	120	130	Red
15	155	100	Yellow

**Typical installation**

	X min (mm)	Y min (mm)
2"	900	400
3"	1000	450
DN 80	1050	450
4"	1650	650
DN 100	1650	650
DN 125	2000	800
DN 150	2200	1000






# EPV90° METAL SCREEN FILTERS

## Description

Manual screen filter for 90° installation. Filtering element with stainless steel screen bonded to a perforated PVC cylinder. The 90° installation allows the product to be installed with a reduced footprint. Sturdy metal construction with handwheel making it easy to open.



Internal	Connections	Code	PN	Flow rate (m³/h)	Filtering Surface (cm²)	Ø body (inch)	L (mm)	L1 (mm)	A (mm)	H (mm)	Weight (kg)
2"	threaded female	IFEPV9020Hyy	8	15÷30	1055	6"	510	230	300	270	12
3"	threaded female	IFEPV9030Hyy		25÷40	1625		660			310	300
4"	threaded female	IFEPV9040Hyy		40÷80	2318	8"	790	360		360	24
6"	flanged	IFEPV9060Fyy		110÷150	4929	10"	1130	530		440	55

## Filtering cartridge



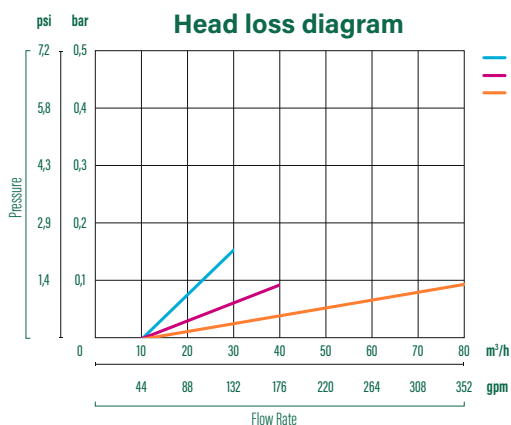
## Filtration degree (mesh)

yy: mesh (replace with:)

Ref.	Mesh	Micron	Colour
08	75	200	
12	120	130	
15	155	100	

## Typical installation

	X min (mm)
2"	650
3"	950
4"	1200
DN 150	1800




**ESV**

**METAL SCREEN FILTERS**

**Description**

Manual screen filter for in-line installation. Polyester screen filtering element (replaceable) applied to a stainless steel support cylinder. Sturdy metal construction with handwheel making it easy to open.



Internal	Connections	Code	PN	Flow rate (m³/h)	Filtering Surface (cm²)	Ø body (inch)	L (mm)	L1 (mm)	A (mm)	H (mm)	Weight (kg)
2"	threaded female	IFESV20Hyy	8	15÷30	1055	6"	440	530	300	400	13
3"	threaded female	IFESV30Hyy		25÷40	1625		660	710		450	
	flanged	IFESV30Fyy		610	660		500				
4"	threaded female	IFESV40Hyy		40÷80	2318	8"	770	860		580	19
	flanged	IFESV40Fyy		710	830		600	28			
5"	flanged	IFESV50Fyy		80÷110	3014	720	920	650		38	

**Filtering cartridge**



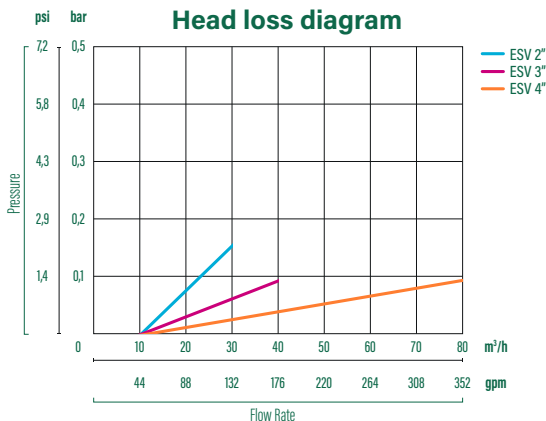

**Filtration degree (mesh)**

yy: mesh (replace with:)

Ref.	Mesh	Micron	Colour
08	75	200	
12	120	130	
15	155	100	

**Typical installation**


	X min (mm)	Y min (mm)
2"	900	400
3"	1000	450
DN 80	1050	450
4"	1650	650
DN 100	1650	650
DN 125	2000	800



**EDV** METAL SCREEN FILTERS

**Description**

Manual Disk filter for in-line installation. Highly robust polypropylene Disk filtering element with efficient filtration. Sturdy metal construction with handwheel making it easy to open.



Internal	Connections	Code	PN	Flow rate (m³/h)	Filtering Surface (cm²)	Ø body (inch)	L (mm)	L1 (mm)	A (mm)	H (mm)	Weight (kg)
2"	threaded female	IFEDV20Hyy	8	15÷30	960	6"	440	530	300	400	14
3"	threaded female	IFEDV30Hyy		25÷40	1470		660	710		450	20
	flanged	IFEDV30Fyy		610	660		500	22			
4"	threaded female	IFEDV40Hyy		40÷80	1980	770	860	580		23	
	flanged	IFEDV40Fyy	710	830	600	32					

**Filtering cartridge**



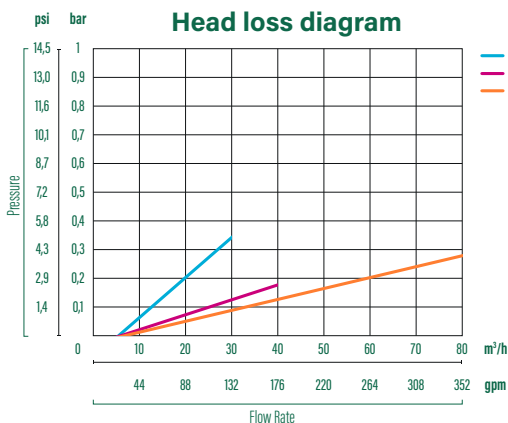

**Filtration degree (mesh)**

yy: mesh (replace with:)

Ref.	Mesh	Micron	Colour
08	75	200	
12	120	130	
15	155	100	

**Typical installation**


	X min (mm)	Y min (mm)
2"	900	400
3"	1000	450
DN 80	1050	450
4"	1650	650
DN 100	1650	650



**EDV90° METAL SCREEN FILTERS**

**Description**

Manual Disk filter for 90° installation. Highly robust polypropylene Disk filtering element with efficient filtration. The 90° installation allows the product to be installed with a reduced footprint.



Internal	Connections	Code	PN	Flow rate (m³/h)	Filtering Surface (cm²)	Ø body (inch)	L (mm)	L1 (mm)	A (mm)	H (mm)	Weight (kg)
2"	threaded female	IFEDV9020Hyy	8	15÷30	960	6"	550	250	300	330	14
3"	threaded female	IFEDV9030Hyy		25÷40	1470		680	320		360	20
4"	threaded female	IFEDV9040Hyy		40÷80	1980	8"	810	390		330	25

**Filtering cartridge**



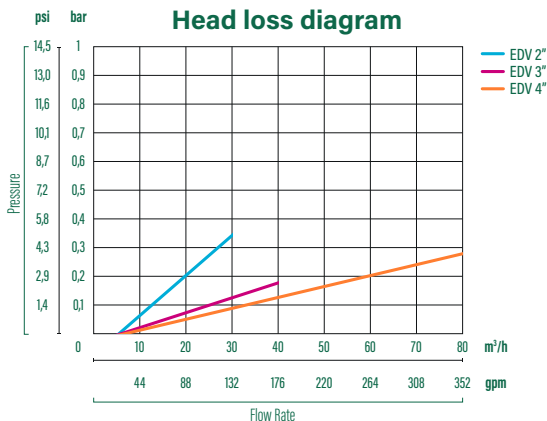

**Filtration degree (mesh)**

yy: mesh (replace with:)

Ref.	Mesh	Micron	Colour
08	75	200	Grey
12	120	130	Red
15	155	100	Yellow

**Typical installation**

	X min (mm)
2"	750
3"	1000
4"	1250



# METAL SCREEN

## SEMI AUTOMATIC FILTERS



**Flow rate**  
240 m<sup>3</sup>/h



**Filtering Surface**  
1055 - 6028 cm<sup>2</sup>



**Diameters**  
2" - 8"

**75**  
(200 micron)

**120**  
(130 micron)

**155**  
(100 micron)

### Advantages

- ✓ Semi-automatic cleaning system
- ✓ Reduces maintenance time
- ✓ Cyclonic and Brush models



#### Construction materials

FILTER BODY	Structural steel
MANIFOLDS	Structural steel
COATING	Polyester powder coating (min. thickness 160 micron)
FILTERING ELEMENT	Stainless steel screen - PVC support structure
GASKETS	EPDM





#### Conditions of use

PH RANGE	4<pH<11
MAX TEMPERATURE	60 °C / 140 °F
MAX PRESSURE	8 bar at 20°C



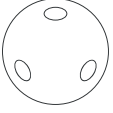




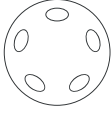





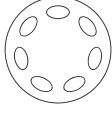










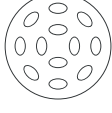
# METAL SCREEN

## SEMI AUTOMATIC FILTERS

### Selecting the correct model

	<b>MODEL</b>		
	<b>FILTERING ELEMENT</b>	Stainless Steel Screen + PVC Structure	
	<b>CLEANING MECHANISM</b>	cyclonic	cyclonic with brush
General Specifications	<b>DIAMETERS</b>	2" - 8"	2" - 6"
	<b>CONNECTIONS</b>	Threaded Female - Flanged	
	<b>FILTRATION DEGREES</b>	80 - 120 - 155 mesh   200 - 130 - 100 micron	
	<b>RANGE OF FLOW RATES</b>	11 - 240 m³/h	11 - 150 m³/h
	<b>FILTERING SURFACE</b>	1055 - 6028 cm²	1055 - 4929 cm²
Applications	 AGRICULTURE	Secondary filtration (back-up filter)	
	 LANDSCAPE	Primary filtration of medium-quality water	
		Main filtration of medium-quality water	

### Recommended flow rate

SIZE	Configuration					
2"	11-1 m³/h	13-20 m³/h	20-31 m³/h			
						
3"	12-14 m³/h	14-17 m³/h	17-25 m³/h	25-33 m³/h	33-40 m³/h	
						
4"	20-24 m³/h	24-28 m³/h	28-36 m³/h	36-44 m³/h	44-53 m³/h	53-70 m³/h
						
5"	44-48 m³/h	48-55 m³/h	55-72 m³/h	72-91 m³/h	91-110 m³/h	
						
6"	74-80 m³/h	80-89 m³/h	89-105 m³/h	105-122 m³/h	122-136 m³/h	136-150 m³/h
						

### Operational note


For maximum effectiveness of the turbulent flow cleaning mechanism, a DP Sensor of approximately 0.5 bar must be maintained between the inlet and outlet. Fit the number of plugs required (supplied) according to the water flow rate.

# EAV

## METAL SCREEN SEMI AUTOMATIC FILTERS

### Description

Semi-automatic screen filter for in-line installation with "turbulence" cleaning mechanism. Filtering element with stainless steel screen bonded to a perforated PVC cylinder. Available in a wide range of sizes (up to 8"). Sturdy metal construction.



Internal	Connections	Code	PN	Flow rate (m <sup>3</sup> /h)	Filtering Surface (cm <sup>2</sup> )	Ø body (inch)	L (mm)	L1 (mm)	A (mm)	H (mm)	Weight (kg)
2"	threaded female	IFEAV20Hyy	8	11÷31	1055	6"	440	450	300	400	16
3"	threaded female	IFEAV30Hyy		12÷40	1625		660	660		450	20
	flanged	IFEAV30Fyy		610	610		500	27			
4"	threaded female	IFEAV40Hyy		20÷70	2318	8"	770	770		580	31
	flanged	IFEAV40Fyy		710	710		600	40			
5"	flanged	IFEAV50Fyy		40÷110	3014		720	840		680	45
6"	flanged	IFEAV60Fyy		70÷150	4929	10"	1000	1100		730	63
8"	flanged	IFEAV80Fyy	100÷240	6028	8"	800	800	350	1350	90	

### Filtering cartridge



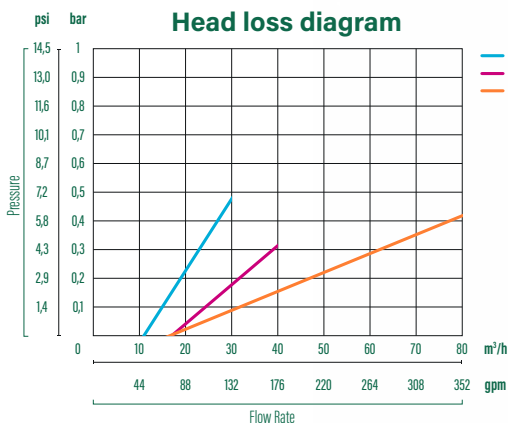

### Filtration degree (mesh)

yy: mesh (replace with:)

Ref.	Mesh	Micron	Colour
08	75	200	
12	120	130	
15	155	100	

### Typical installation

	X min (mm)	Y min (mm)
2"	900	400
3"	1000	450
DN 80	1050	450
4"	1650	650
DN 100	1650	650
DN 125	2000	800
DN 150	2200	1000



**EBV**

**METAL SCREEN**  
SEMI AUTOMATIC FILTERS

**Description**

Semi-automatic screen filter for in-line installation with "turbulence" cleaning mechanism. The filter is also equipped with an internal brush that can be operated via the external handle. Filtering element with stainless steel screen bonded to a perforated PVC cylinder. Sturdy metal construction.



Internal	Connections	Code	PN	Flow rate (m³/h)	Filtering Surface (cm²)	Ø body (inch)	L (mm)	L1 (mm)	A (mm)	H (mm)	Weight (kg)
2"	threaded female	IFEbv20Hyy	8	11÷31	1055	6"	440	700	300	500	13
3"	threaded female	IFEbv30Hyy		12÷40	1625		660	900		550	16
	flanged	IFEbv30Fyy					610	900		550	23
4"	threaded female	IFEbv40Hyy		20÷70	2318	770	1000	650		24	
	flanged	IFEbv40Fyy				710	1000	650		34	
5"	flanged	IFEbv50Fyy		40÷110	3014	720	1100	750		43	
6"	flanged	IFEbv60Fyy	70÷150	4929	1000	1250	900	68			

**Filtering cartridge**



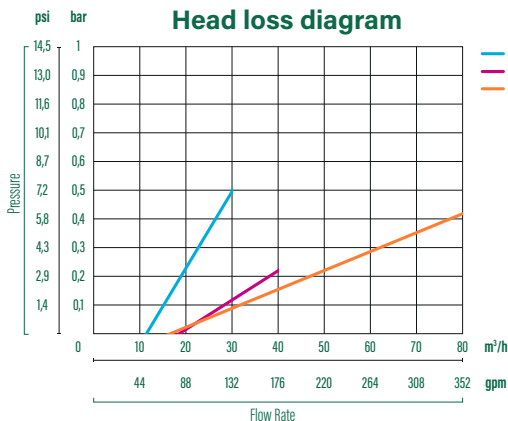

**Filtration degree (mesh)**

yy: mesh (replace with:)

Ref.	Mesh	Micron	Colour
08	75	200	
12	120	130	Red
15	155	100	Yellow

**Typical installation**

	X min (mm)	Y min (mm)
2"	900	450
3"	1000	500
DN 80	1050	500
4"	1650	700
DN 100	1650	700
DN 125	2000	850
DN 150	2200	1050





# HYDROCICLONE



**Flow rate**  
3 - 120 m<sup>3</sup>/h



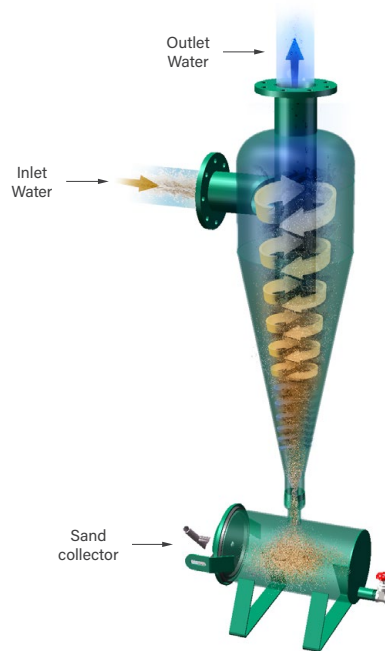
**Diameters**  
3/4" - 5"

## Advantages

- ✓ **Efficient pre-filtration system** to remove sand
- ✓ **Collection tank** included (on 2" to 5" models).
- ✓ **Wide range of models** for every application
- ✓ **Also available as a complete battery** (Model ETS)

## Principle of operation

The particular conical shape, together with the tangential water inlet, give the flow a "vortex" motion. The centrifugal force generated separates the suspended sand. The sand then accumulates in the lower collection tank.



## Construction materials

<b>FILTER BODY</b>	Structural steel
<b>MANIFOLDS</b>	Structural steel
<b>COATING</b>	Polyester powder coating (min. thickness 160 micron)
<b>GASKETS</b>	EPDM

## Conditions of use

<b>PH RANGE</b>	4 < pH < 11
<b>MAX TEMPERATURE</b>	60 °C / 140 °F
<b>MAX PRESSURE</b>	8 bar at 20°C



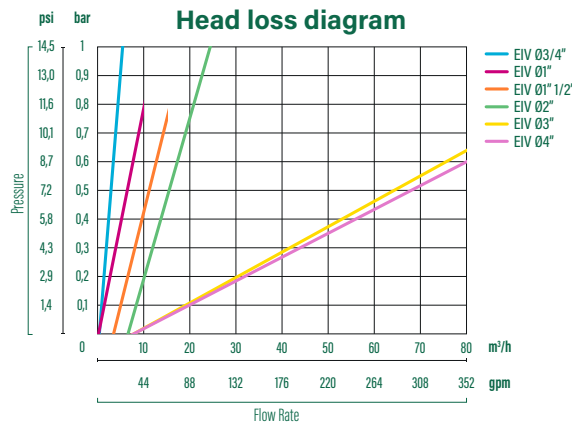
# EIV HYDROCYCLONE

## Description

Hydrocyclone sand separator. Ideal for the PRE-Treatment of well water with high levels of suspended sand. Wide range of sizes available (3/4" to 5") for all agricultural and residential applications. Sturdy construction with high gauge metal.



Internal	Connections	Code	Type	Ø body (mm)	PN	Flow rate (m³/h)	L (mm)	H (mm)	H1 (mm)	A (mm)	Weight (kg)				
3/4"	threaded female	IFEIV03H	Type A	89	8	3÷5	285	580	660	55	7				
1"	threaded female	IFEIV10H				5÷12		780			10				
1 1/2"	threaded female	IFEIV15H				10÷16		860			10				
2"	threaded female	IFEIV20H219	Type B	219	8	15÷25	520	1125	960	70	25				
	grooved	IFEIV20W219						1100			24				
3"	threaded female	IFEIV30H219				30÷50		1130		65	29				
	grooved	IFEIV30W219						1100			28				
3" L	threaded female	IFEIV30H320				40÷60		320		8	660	1485	1230	115	38
	flanged	IFEIV30F320										1460			45
4"	threaded female	IFEIV40H320	50÷80	400	8	660	1490		100			100		45	
	grooved	IFEIV40W320					1450							44	
	flanged	IFEIV40F320					1460							54	
5"	flanged	IFEIV50F400	80÷120	1780	1475	130	83								



# ETS BATTERIES HYDROCICLONE

## Description

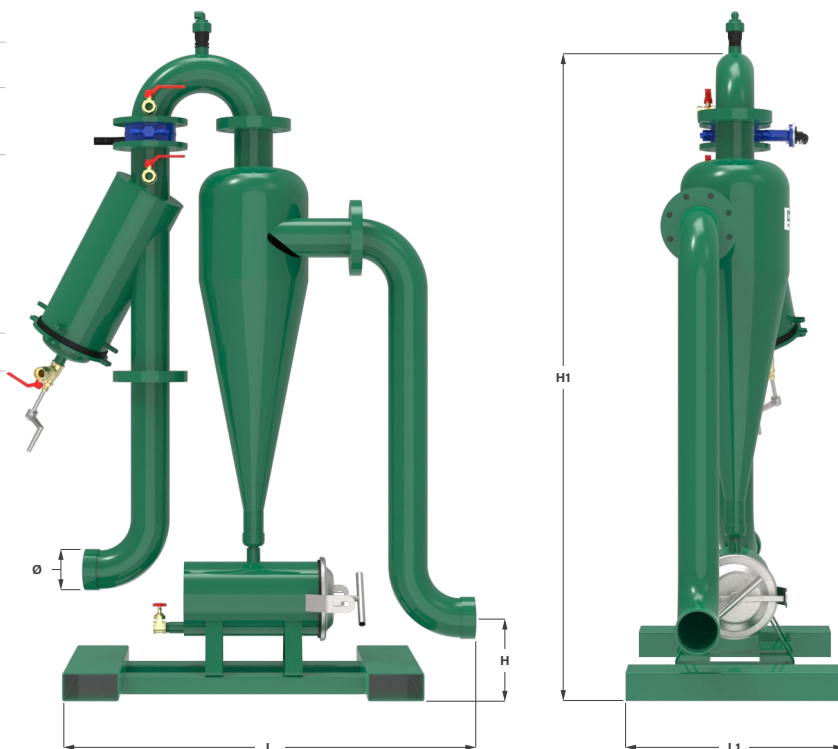
Complete battery for filtering well water. Consisting of hydrocyclone sand separator + screen filter + fertigation bypass kit. Ideal for filtering well water with high levels of suspended sand. Sturdy high gauge metal construction, compact and easily transportable assembly.

## Construction materials

<b>FILTER BODY</b>	Structural steel
<b>MANIFOLDS</b>	Structural steel
<b>COATING</b>	Polyester powder coating (min. thickness 160 micron)
<b>GASKETS</b>	EPDM

## Conditions of use

<b>PH RANGE</b>	4<pH<11
<b>MAX TEMPERATURE</b>	60 °C / 140 °F
<b>MAX PRESSURE</b>	8 bar at 20°C



Connections		Code	Screen filter	PN	Flow rate (cm <sup>2</sup> )	L (mm)	L1 (mm)	H (mm)	H1 (mm)	Min flow rate (m <sup>2</sup> /h)	Max flow rate (m <sup>2</sup> /h)
2"	threaded female	IFETS120H12	ESV	8	15÷30	1100	500	180	1400	15	30
3"	threaded female	IFETS130H12	ESV		25÷40	1300	550	190	1450	25	40
4"	threaded female	IFETS140H12	ESV		40÷80	1400	600	180	1770	40	80
DN 125	flanged	IFETS150F12	ESV		80÷110	1350	730	230	2070	80	110
2"	threaded female	IFETS220H12	EDV		15÷30	1100	500	180	1400	15	30
3"	threaded female	IFETS230H12	EDV		25÷40	1300	550	190	1450	25	40
4"	threaded female	IFETS240H12	EDV		40÷80	1400	600	180	1770	40	80
2"	threaded female	IFETS420H12	EBV		11÷31	1100	500	180	1400	11	31
3"	threaded female	IFETS430H12	EBV		12÷40	1300	550	190	1450	12	40
4"	threaded female	IFETS440H12	EBV		20÷70	1400	600	180	1770	20	70
DN 125	flanged	IFETS450F12	EBV		40÷110	1350	730	230	2070	40	110
2"	threaded female	IFETS520H12	EAV		11÷31	1100	500	180	1400	11	31
3"	threaded female	IFETS530H12	EAV		12÷40	1300	550	190	1450	12	40
4"	threaded female	IFETS540H12	EAV		20÷70	1400	600	180	1770	20	70
DN 125	flanged	IFETS550F12	EAV		40÷110	1350	730	230	2070	40	110

## **Filtration** | Automatic screen filters


*The result of the collaboration between Irritec and Triangle water-equip, this range of self-cleaning screen filters represents an uncompromising choice in the world of screen filtration. Characterised by the AISI 304 stainless steel construction and use of high quality components, they are guaranteed to be long-lasting and effective*

*in filtering all types of water used in agriculture, public parks, golf courses and industry.*



## Advantages

- ✓ **Complete range** of automatic screen filters.
- ✓ **Hydraulically operated** cleaning unit (no electric power supply required)
- ✓ **Extremely robust** stainless steel construction
- ✓ **Very quick cleaning cycles** to optimise the use of water.
- ✓ **Small footprint** and easy to transport



### Filtration

1. Water enters the filter through a pre-filter that prevents stones and coarse particles from entering.
2. Water flows from the inside to the outside through the screen filter and the dirt is trapped inside.
3. The hydraulic mechanism is in standby mode (stopped)

### Backwash

When the hydraulic control unit detects a pressure difference of more than 0.5 bar, a backwash cycle is activated.

1. The cleaning manifold and the nozzles begin to rotate and traverse longitudinally.
2. The filter begins to discharge the wash water, creating a vacuum in the cleaning manifold.
3. The suction created at the nozzles effectively removes dirt and regenerates the initial state of the filter.

# FILTAWORX



## "Vertical" models

- Compact and small footprint models
- Available in sizes from 2" to 4" (DN100)
- Standard filtration: 120 mesh (130 micron), available with 155 mesh (100 micron) filtration and other filtration degrees on request
- Hydraulic backwash unit - No electric power supply required.





## "Horizontal" models

- High filtering surface area
- Available in sizes from 4" to 14" (DN350)
- Standard filtration: 120 mesh (130 micron), available with 155 mesh (100 micron) filtration and other filtration degrees on request
- Hydraulic backwash unit - No electric power supply required.





## Selecting the correct model

D. IN/OUT	2"	3"		4" (DN100)			6" (DN150)		DN200	DN250		DN300	DN350
	FW050	FW080	FW080EX	FW100	FW100EX	FW100EXL	FW150	FW150EX	FW200	FW250	FW250EX	FW300	FW350
MODEL													

General Specifications	CONNECTIONS	Threaded F						Flanged						
	FILTRATION DEGREE	<span style="background-color: red; color: white; padding: 2px;">120</span> - <span style="background-color: yellow; padding: 2px;">155</span> mesh   <span style="background-color: red; color: white; padding: 2px;">130</span> - <span style="background-color: yellow; padding: 2px;">100</span> micron												
	Q.MAX (m³/h)	25	50		80	100		180	320	400		600	900	
	FILTERING SURFACE (cm²)	1220		1980		5600	8115	5600	8115		10145		12170	

Backwash Data	Q. MIN WASH	15 m³/h						35 m³/h					
	P. MIN WASH	2.5 bar											
	WASH CYCLE DURATION	7 - 10 sec						15 - 20 sec					

Applications	 AGRICULTURE	Primary filtration on medium to large sized systems (water quality from P00R to G00D)
		Secondary filtration on "problematic" water (water with high lime and clay content)
	 LANDSCAPE	Main filtration on large sized systems (parks, public green spaces, golf courses etc.)

**FW050 - 100**

**FILTAWORX**  
Self-Cleaning Filters



**FW050 – FW100**

50 - 100mm (2"-4")



**Flow rate**  
25 - 80 m<sup>3</sup>/h




**Filtering Surface**  
1220 - 1980 cm<sup>2</sup>



**Diameters**  
2" - 4" (DN125)

**Advantages**

- ✓ Simple and compact installation.
- ✓ Highly reliable and robust.
- ✓ Rapid and efficient wash cycles.



Model	Nominal Size D		IN/OUT connections	Nominal flow rate 2 m of pressure loss		Filtering surface cm <sup>2</sup>	Size (mm)					Weight (kg)	
	inches	mm		litres/sec	m <sup>3</sup> /h		A	B	C	X	Y	Empty	Full
FW 050	2	50	2" BSP	7	25	1220	184	198	204	720	560	22	42
FW 050 - F	2	50	DN 50	7	25	1220	210	210	204	720	575	23	43
FW 080	3	80	3" BSP	14	50	1220	194	213	204	720	575	22	42
FW 080 - F	3	80	DN 80	14	50	1220	210	210	204	720	575	25	45
FW 080 - EX	3	80	DN 80	14	50	1980	210	315	215	900	680	29	55
FW 100	4	100	DN 100	22	80	1980	235	315	215	900	680	30	57

# FW050 - 100



### Conditions of use

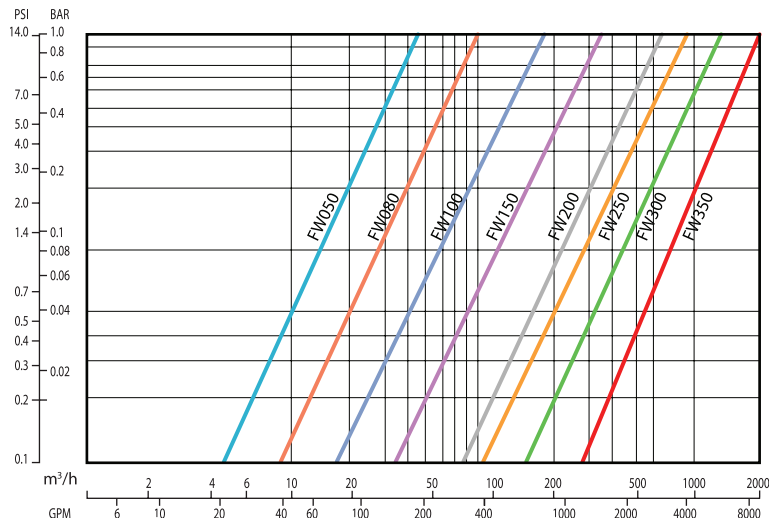
MINIMUM OPERATING PRESSURE	200 kPa (2bar) always
MAXIMUM OPERATING PRESSURE	Standard 1000 kPa (10bar), higher pressure available on request
MAXIMUM OPERATING TEMPERATURE	65°C

### Construction materials

FILTER BODY	AISI 304 stainless steel (316 and other grades available on request)
COVER	GRN (glass-reinforced nylon), stainless steel, EPDM and natural rubber
CLEANING MECHANISM	Stainless steel, brass, GRN
MAIN FILTER	316 stainless steel screen, GRN
PRE-FILTER	GRN
GASKETS	NBR
CONTROL UNIT	Acetal, stainless steel, brass, PVC
CONTROL UNIT PIPES	Polyethylene




**Head loss diagram**





# FW100EX - 350

**FILTAWORX**  
Self Cleaning Filters



## FW100EX – FW350

100 - 350mm (4"-14")



**Flow rate**  
100 - 900 m<sup>3</sup>/h




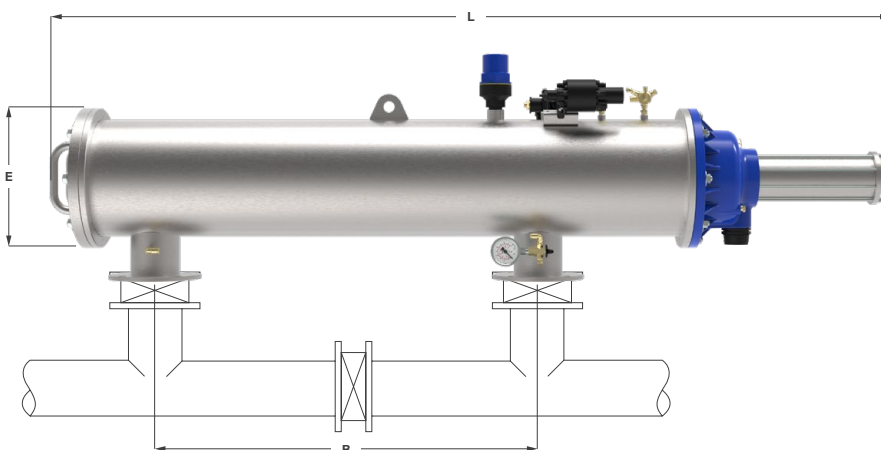
**Filtering Surface**  
5600 - 12170 cm<sup>2</sup>



**Diameters**  
4" (DN100) - 14" (DN359)

### Advantages

- ✓ High filtering surface area
- ✓ Reduced number of moving parts and **low maintenance**
- ✓ **Highly reliable** and robust
- ✓ **Rapid and efficient** wash cycles



Model	Nominal Size D		IN/OUT connections	Nominal flow rate 2 m of pressure loss		Filtering surface cm <sup>2</sup>	Size (mm)					Weight (kg)	
	inches	mm		litres/sec	m <sup>3</sup> /h		A	B	E	H	L	Empty	Full
FW100EX	4	100	DN100	28	100	5600	235	900	273	525	1952	85	165
FW100EXL	4	100	DN100	28	100	8115	235	900	325	525	2315	104	200
FW 150	6	150	DN150	50	180	5600	270	900	325	583	2017	105	215
FW150EX	6	150	DN150	50	180	8115	270	900	325	583	2380	115	265
FW 200	8	200	DN200	89	320	8115	270	900	325	583	2612	130	320
FW 250	10	250	DN250	111	400	8115	270	900	325	583	2615	155	345
FW 250EX	10	250	DN250	111	400	10415	310	1100	406	665	3105	235	540
FW 300	12	300	DN300	167	600	10415	310	1100	406	665	3105	240	550
FW 350	14	350	DN350	250	900	12170	310	1270	406	665	3105	285	595

# FW100EX - 350



## Conditions of use

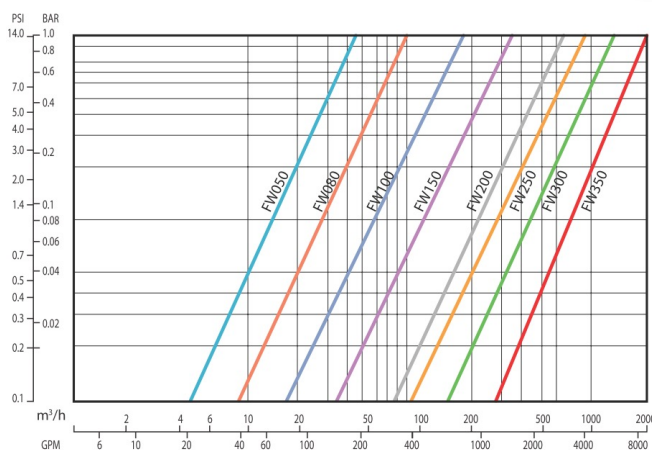
MINIMUM OPERATING PRESSURE	200 kPa (2bar) always
MAXIMUM OPERATING PRESSURE	Standard 1000 kPa (10bar), higher pressure available on request
MAXIMUM OPERATING TEMPERATURE	65°C

## Construction materials

FILTER BODY	AISI 304 stainless steel (316 and other grades available on request)
COVER	GRN (glass-reinforced nylon), stainless steel, EPDM and natural rubber
CLEANING MECHANISM	Stainless steel, brass, GRN
MAIN FILTER	316 stainless steel screen, GRN
PRE-FILTER	GRN
GASKETS	NBR
CONTROL UNIT	Acetal, stainless steel, brass, PVC
CONTROL UNIT PIPES	Polyethylene



Head loss diagram





## Filtration | Filter automation kit

The result of Irritec's long experience in automatic filtration, these automation kits make it possible to fully automate Rotodisk Automatic filters and sand media filters in a practical and fast manner.

Available in different types to better suit the specific needs of each system.



# FILTER AUTOMATION KIT

The result of Irritec's long experience in automatic filtration, these automation kits make it possible to fully automate Rotodisk Automatic filters and sand media filters in a practical and fast manner. Available in different types to better suit the specific needs of each system.



### Advantages

- ✓ **Complete kits** for automated filter cleaning.
- ✓ Models with **Battery and / or 220 VAC power supply**
- ✓ **Differential DP Sensor**
- ✓ **Highly reliable solenoids**
- ✓ **Metal bracket** for quick mounting on all Irritec Automatic filters
- ✓ **Compatible with Rotodisk Automatic and sand media filters** (models with 3-way valves only)

### Principle of operation

1. As a result of the differential DP Sensor, the control unit continuously detects the state of cleanliness of the filter.
2. The backwash control unit manages the wash times of each filter and is set according to water quality.
3. The washing cycles are carried out in 2 modes:
  - Timed: with defined time intervals
  - DP: based on the required DP Sensor values

## Selecting the correct model

	KTB	KPB	KFB	KCB	KFA	KCA
<b>MODELS</b>						
<b>General Specifications</b>	<b>POWER SUPPLY</b>				Battery	
	<b>SOLENOID TYPE</b>				220 VAC	
	<b>No. of OUTLETS (FILTERS)</b>				9 - 12 latch	
<b>Functions</b>	<b>DP SENSOR</b>	integrated				
	<b>WASHING CYCLES HISTORY</b>	No	Yes			
	<b>EXTERNAL ENABLING</b>	Yes	No	Yes	No	Yes

**KTB**

**Functions**

- ✓ D.P. is integrated and easy to replace
- ✓ D.P. values displayed in real time

**Operating characteristics**

- Time between washes (hh : mm)
- Wash time for each single element (mm: ss)
- Pause Time
- Delay time between filters
- Read current DP value
- DP setpoint for automatic wash operation
- Manual operation

**Control unit specifications**

<b>DIMENSIONS</b>	230x140x80 mm
<b>WEIGHT</b>	0.7 kg
<b>BOX</b>	ABS
<b>IP RATING</b>	IP-54
<b>ELECTRICAL POWER SUPPLY</b>	2.7 - 5 VDC
<b>ABSORPTION CURRENT</b>	20uA
<b>WORKING TEMPERATURE</b>	0°C to 60°C
<b>WORK HUMIDITY</b>	0 to 95% non-condensing
<b>FUSES/ELECTRICAL PROTECTIONS</b>	Resettable PolySwitch PTC
<b>OUTPUTS</b>	Transistor
<b>OUTPUT VOLTAGE</b>	18VDC Latch type

**Solenoid specifications**

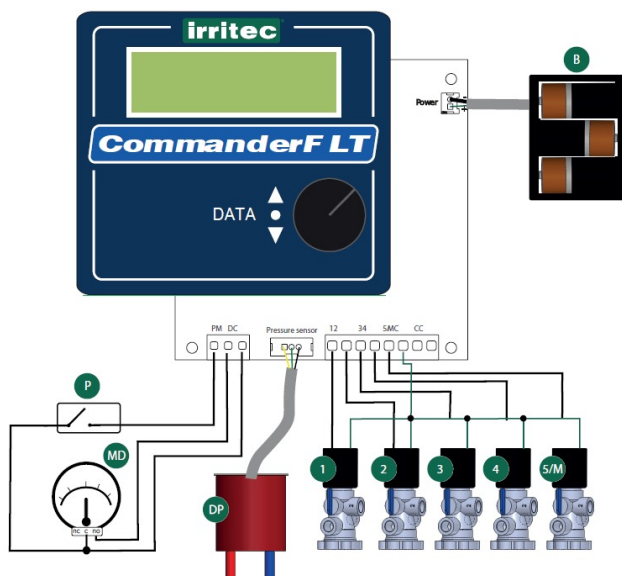
<b>OPERATING PRESSURE</b>	0-10 bar
<b>ORIFICE DIAMETER</b>	1.5 mm
<b>FLOW COEFFICIENT</b>	Kv=0.08 m³/h a 1 bar DP

**Materials**


<b>BODY</b>	Nylon
<b>GASKETS</b>	NBR
<b>"WET" PARTS</b>	Stainless Steel and Polyamide

**Electrical Specifications**

<b>VOLTAGE</b>	9-40 VDC
<b>RESISTANCE</b>	6 ohm
<b>INDUCTANCE</b>	90 mH



**KPB**



**Functions**

- ✓ Analogue settings (no. x 3 knobs)
- ✓ Duration (Filter wash time)
- ✓ Cycle (max. pause time between washing cycles)
- ✓ D.P. setpoint for cycle activation
- ✓ Delay time between filters (Internal setting)

**Control unit specifications**

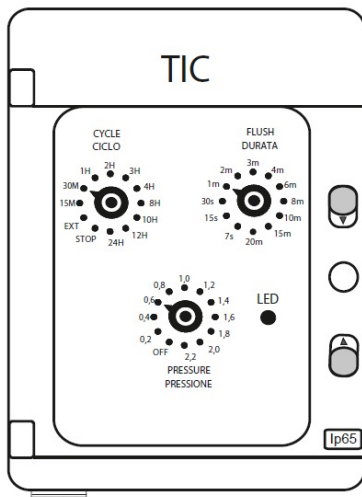
<b>CONTAINER</b>	IP 65 water resistant
<b>POWER SUPPLY</b>	2 x 1.5 VDC torch batteries (bridge not present) External power supply (with bridge)
<b>OUTPUTS</b>	No. x 4 stations (filter+master)
<b>WASH TIMES (DURATION)</b>	7-15-30 sec - 1-2-3-4-6-8-10-15-20 min.
<b>WAIT TIMES (CYCLE)</b>	15-30 min. - 1-2-3-4-8-10-12-24h.
<b>INTERNAL PRESSURE SWITCH</b>	Delta P 0.2-0.4-0.8-1.0-1.2-1.4-1.8-2.0-2.2 bar
<b>OUTPUTS</b>	Solenoids VDC Latch
<b>DP SENSOR</b>	Integrated analogue DP sensor; also compatible with external dry contact DP sensor

**Solenoid specifications**

<b>OPERATING PRESSURE</b>	0-10 bar
<b>ORIFICE DIAMETER</b>	1.5 mm
<b>FLOW COEFFICIENT</b>	Kv=0.08 m³/h a 1 bar DP

**Materials**

<b>BODY</b>	Nylon
<b>GASKETS</b>	NBR
<b>"WET" PARTS</b>	Stainless Steel and Polyamide



**Electrical Specifications**

<b>VOLTAGE</b>	9-40 VDC
<b>RESISTANCE</b>	6 ohm
<b>INDUCTANCE</b>	90 mH

**KFB**



**Functions**

- ✓ BATTERY power supply / DC
- ✓ Duration (Filter wash time)
- ✓ Cycle (max. pause time between washing cycles)
- ✓ D.P. setpoint for cycle activation
- ✓ Delay time between filters
- ✓ Master Valve Delay
- ✓ Washing cycles history
- ✓ D.P. delay time
- ✓ D.P. values displayed in real time

**Control unit specifications**

<b>POWER SUPPLY</b>	4 x type D alkaline - 12 VDC
<b>OUTPUTS</b>	Solenoids 12 VDC latch
<b>PRESSURE DIFF.:</b>	Integrated analogue DP sensor; also compatible with external dry contact DP sensor
<b>TEMPERATURE</b>	0-60 °C

**Solenoid specifications**

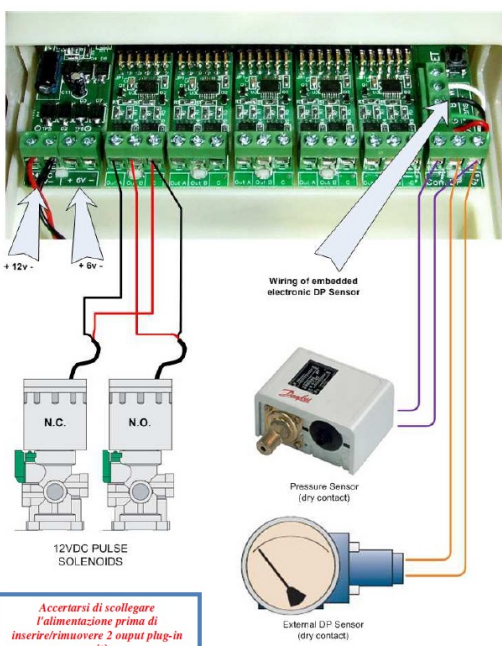
<b>OPERATING PRESSURE</b>	0-10 bar
<b>ORIFICE DIAMETER</b>	1.5 mm
<b>FLOW COEFFICIENT</b>	Kv=0.08 m <sup>3</sup> /h a 1 bar DP

**Materials**

<b>BODY</b>	Nylon
<b>GASKETS</b>	NBR
<b>"WET" PARTS</b>	Stainless Steel and Polyamide

**Electrical Specifications**

<b>VOLTAGE</b>	9-40 VDC
<b>RESISTANCE</b>	6 ohm
<b>INDUCTANCE</b>	90 mH





# KFA



### Functions

- ✓ BATTERY power supply / DC
- ✓ Duration (Filter wash time)
- ✓ Cycle (max. pause time between washing cycles)
- ✓ D.P. setpoint for cycle activation
- ✓ Delay time between filters
- ✓ Master Valve Delay
- ✓ Washing cycles history
- ✓ D.P. delay time
- ✓ D.P. values displayed in real time

### Control unit specifications

<b>POWER SUPPLY</b>	220 VAC 60 Hz with integrated 24 VAC transformer
<b>OUTPUTS</b>	24 VAC
<b>PRESSURE DIFF.:</b>	Integrated analogue DP sensor; also compatible with external dry contact DP sensor
<b>TEMPERATURE</b>	0-60 °C

### Solenoid specifications

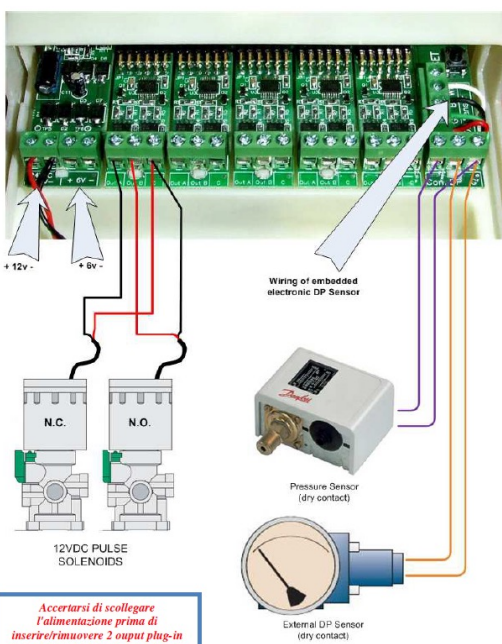
<b>OPERATING PRESSURE</b>	0-10 bar
<b>ORIFICE DIAMETER</b>	1.5 mm
<b>FLOW COEFFICIENT</b>	Kv=0.08 m <sup>3</sup> /h a 1 bar DP

### Materials

<b>BODY</b>	Nylon
<b>GASKETS</b>	NBR
<b>"WET" PARTS</b>	Stainless Steel and Polyamide

### Electrical Specifications

<b>VOLTAGE</b>	9-40 VDC
<b>RESISTANCE</b>	6 ohm
<b>INDUCTANCE</b>	90 mH



**KCB**



**Functions**

- ✓ Power supply 12 VDC
- ✓ Duration (Filter wash time)
- ✓ Cycle (max. pause time between washing cycles)
- ✓ D.P. setpoint for cycle activation
- ✓ Settable D.P. delay
- ✓ Delay time between filters
- ✓ Washing cycles history
- ✓ External enabling and operating windows
- ✓ Time-, D.P. or Volume-based washing cycles

**Control unit specifications**

<b>DIMENSIONS</b>	324 x 100 x 130 mm
<b>WEIGHT</b>	3 kg
<b>CONTAINER MATERIAL</b>	ABS
<b>IP RATING</b>	IP 54
<b>ELECTRICAL POWER SUPPLY (+/- 10%)</b>	12 VDC
<b>CONSUMPTION</b>	15 mA
<b>OUTPUT ABSORPTION</b>	20 mA
<b>INPUT ABSORPTION</b>	8 mA
<b>BACKUP BATTERY</b>	NI-CAD 3.6V - 110 mAH
<b>BACKUP BATTERY LIFE (in OFF mode)</b>	1 year
<b>WORKING TEMPERATURE</b>	0 - 60 °C
<b>WORK HUMIDITY</b>	0 - 95% (without condensing)
<b>FUSE</b>	0.5 Amp
<b>OUTPUT TYPE</b>	Via Relay
<b>COMPATIBLE SOLENOIDS</b>	12 VDC LATCH

**Solenoid specifications**

<b>OPERATING PRESSURE</b>	0-10 bar
<b>ORIFICE DIAMETER</b>	1.5 mm
<b>FLOW COEFFICIENT</b>	Kv=0.08 m³/h a 1 bar DP

**Materials**

<b>BODY</b>	Nylon
<b>GASKETS</b>	NBR
<b>"WET" PARTS</b>	Stainless Steel and Polyamide

**Electrical Specifications**

<b>VOLTAGE</b>	9-40 VDC
<b>RESISTANCE</b>	6 ohm
<b>INDUCTANCE</b>	90 mH



**KCA**



**Functions**

- ✓ Power supply 220 VAC
- ✓ Duration (Filter wash time)
- ✓ Cycle (max. pause time between washing cycles)
- ✓ D.P. setpoint for cycle activation
- ✓ Settable D.P. delay
- ✓ Delay time between filters
- ✓ Washing cycles history
- ✓ External enabling and operating windows
- ✓ Time-, D.P. or Volume-based washing cycles
- ✓ Different washing cycles can be set for different filters

**Control unit specifications**

<b>DIMENSIONS</b>	324 x 100 x 130 mm
<b>WEIGHT</b>	3 kg
<b>CONTAINER MATERIAL</b>	ABS
<b>IP RATING</b>	IP 54
<b>ELECTRICAL POWER SUPPLY (+/- 10%)</b>	220 VAC
<b>CONSUMPTION</b>	75 mA
<b>OUTPUT ABSORPTION</b>	20 mA
<b>INPUT ABSORPTION</b>	8 mA
<b>BACKUP BATTERY</b>	NI-CAD 3.6V - 110 mAH
<b>BACKUP BATTERY LIFE (in OFF mode)</b>	1 year
<b>WORKING TEMPERATURE</b>	0 - 60 °C
<b>WORK HUMIDITY</b>	0 - 95% (without condensing)
<b>FUSE</b>	0.5 Amp
<b>OUTPUT TYPE</b>	Via Relay
<b>COMPATIBLE SOLENOIDS</b>	24 VAC
<b>OUTPUTS FUSE</b>	4 Amp

**Solenoid specifications**

<b>OPERATING PRESSURE</b>	0-10 bar
<b>ORIFICE DIAMETER</b>	1.5 mm
<b>FLOW COEFFICIENT</b>	Kv=0.08 m³/h a 1 bar DP

**Materials**




<b>BODY</b>	Nylon
<b>GASKETS</b>	NBR
<b>"WET" PARTS</b>	Stainless Steel and Polyamide








**Electrical Specifications**

<b>VOLTAGE</b>	24 VDC
<b>POWER</b>	3.5 watt
<b>CURRENT</b>	Tip 0.20 amp Maintenance: 0.20 amp



## CERTIFICATIONS

System	Brand	Standard / Regulation	Description	Body	Certificate no.
	 	UNI EN ISO 9001:2015	Quality Management System	Kiwa	19303 - A
		UNI EN ISO 14001:2015	Environmental Management System	Kiwa	19303 - E
		UNI EN ISO 45001:2018	Occupational Health and Safety Management System	Kiwa	19303 - I
	UE 952/2013	Authorised Economic Operator	Customs Agency and State Monopolies	IT AEOF 16 1155	

Product	Country	Brand	Standard	Description	Body	Certificate no.
	ITALY		UNI 9561:2006	Connecto™ +Ultra	Kiwa	KIP-107560
			UNI 7990:2015	Irritec® BD Genlene® BD drinkable	Kiwa	KIP-107561 KIP-107562
			UNI EN ISO 9261:2010	Drip line Tandem™ - Multibar™ C Multibar™ C Rootguard	Kiwa	KIP-107564
				Drip line D5™	Kiwa	KIP-107564
				Drip line Junior®	Kiwa	KIP-107564
			Drip line P1®	Kiwa	KIP-107564	
			UNI EN 12201-2:2013	Irritec® - Genlene®	Kiwa	KIP-107557
			UNI EN 1622:2006			
	D.M. 174:2004	Irritec® - Genlene®	Kiwa	KIP-107559		
	UNI EN 15494:2021					
			ISO 8779:2020	Gpipe® BD	Kiwa	KIP-107563
	GERMANY		GW 335-B3:2011	Connecto™ +Ultra	DVGW	DW-8616BT0102
	SOUTH AFRICA		SANS 17885	Connecto™ +Ultra	SABS	8357/13262
SWITZERLAND		TPW 157	Connecto™ +Ultra	SVGW	1103-K 298	
AUSTRALIA		AS/NZS 4129:2008	Connecto™ +Ultra	SAI GLOBAL	WMKA21524	
UNITED KINGDOM		BS 6920-1:2000	Connecto™ +Ultra	WRAS	1712054	















**Irritec S.p.A. is a Benefit Corporation**

Via Gambitta Conforto, C.da S. Lucia SNC - 98071 Capo d'Orlando (Me) - Italy  
Tel. +39 0941 922111 - Fax +39 0941 958807 - [www.irritec.com](http://www.irritec.com) - [irritec@irritec.com](mailto:irritec@irritec.com)

© Any reproduction, publication, distribution or public display of the materials provided IN in this catalogue, in whole or in part, is strictly prohibited.

The information included in this catalogue is provided in good faith by Irritec S.p.A. and is checked periodically. However, we do not guarantee the accuracy and completeness of the information. Under no circumstance can Irritec S.p.A. be held liable for any direct or indirect damages which could derive from the use of the information included in this catalogue or from the contents of the site.

